

<b>EQUAL EMPLOYMENT OPPORTUNITY COMMISSION</b>				<b>APPROVED BY</b>
<b>STATE AND LOCAL GOVERNMENT INFORMATION (EEO4)</b>				<b>OMB</b>
EXCLUDE SCHOOL SYSTEMS AND EDUCATIONAL INSTITUTIONS (Read attached instructions prior to completing this form)				EXPIRES 12/31/2005
<u>DO NOT ALTER INFORMATION PRINTED IN THIS BOX</u>			MAIL COMPLETED FORM TO:	
CONTROL NUMBER : 06200420 Survey Year : 17			EEO-4 Reporting Center PO Box 8127 Reston VA 20195	
<b>A. TYPE OF GOVERNMENT (Check one box only)</b>				
<input type="checkbox"/> 1. State	<input checked="" type="checkbox"/> 2. County	<input type="checkbox"/> 3. City	<input type="checkbox"/> 4. Township	<input type="checkbox"/> 5. Special District
<input type="checkbox"/> 6. Other (Specify)				
<b>B. IDENTIFICATION</b>				
1. NAME OF POLITICAL JURISDICTION (If same as label, skip to Item C)				
SANTA CLARA COUNTY				
2. AddressNumber and Street	CITY/TOWN	COUNTY	STATE/ZIP	EEOC USE ONLY
2310 NORTH FIRST STREET	SAN JOSE	SANTA CLARA	CA-95131	ONLY A B
<b>C. FUNCTION</b>				
(Check one box to indicate the function(s) for which this form is being submitted. Data should be reported for all departments and agencies in your government covered by the function(s) indicated. If you cannot supply the data for every agency within the function(s) attach a list showing name and address of agencies whose data are not included.)				
<input type="checkbox"/>	SUMMARY FUNCTION			
<input checked="" type="checkbox"/>	1. Financial Administration. Tax billing and collection, budgeting, purchasing, central accounting and similar financial administration carried on by a treasurer's, auditor's or comptroller's office and	<input checked="" type="checkbox"/>	8. HEALTH. Provision of public health services, outpatient clinics, visiting nurses, food and sanitary inspections, mental health, alcohol rehabilitation service, etc.	
	GENERAL CONTROL. Duties usually performed by boards of supervisors or commissioners, central administration offices and agencies, central personnel or planning agencies, all judicial offices and employees (judges, magistrates, bailiffs, etc.)	<input checked="" type="checkbox"/>	9. HOUSING. Code enforcement, low rent public housing, fair housing ordinance enforcement, housing for elderly, housing rehabilitation, rent control.	
<input checked="" type="checkbox"/>	2. STREETS AND HIGHWAYS. Maintenance, repair, construction and administration of streets, alleys, sidewalks, roads, highways and bridges.	<input checked="" type="checkbox"/>	10. COMMUNITY DEVELOPMENT. Planning, zoning, land development, open space, beautification, preservation.	
<input checked="" type="checkbox"/>	3. PUBLIC WELFARE. Maintenance of homes and other institutions for the needy administration of public assistance. (Hospitals and sanatoriums should be reported as item 7.)	<input checked="" type="checkbox"/>	11. CORRECTIONS. Jails, reformatories, detention homes, halfway houses, prisons, parole and probation activities	
<input checked="" type="checkbox"/>	4. POLICE PROTECTION. Duties of a police department sheriff's, constable's, coroner's office, etc., including technical and clerical employees engaged in police activities.	<input checked="" type="checkbox"/>	12. UTILITIES AND TRANSPORTATION. Includes water supply, electric power, transit, gas, airports, water transportation and terminals.	
<input type="checkbox"/>	5. FIRE PROTECTION. Duties of the uniformed fire force and clerical employees. (Report any forest fire protection activities as item 6.)	<input type="checkbox"/>	13. SANITATION AND SEWAGE. Street cleaning, garbage and refuse collection and disposal. Provision, maintenance and operation of sanitary and storm sewer systems and sewage disposal plants.	
<input checked="" type="checkbox"/>	6. NATURAL RESOURCES. Agriculture, forestry, forest fire protection, irrigation drainage, flood control, etc., and PARKS AND RECREATION. Provision, maintenance and operation of parks, playgrounds, swimming pools, auditoriums, museums, marinas, zoos, etc.	<input type="checkbox"/>	14. EMPLOYMENT SECURITY STATE GOVERNMENTS ONLY	
<input checked="" type="checkbox"/>	7. HOSPITALS AND SANATORIUMS. Operation and maintenance of institutions for inpatient medical care.	<input checked="" type="checkbox"/>	15. OTHER (Specify on Page Four)	

D. EMPLOYMENT DATA AS OF JUNE 30

FUNCTION TYPE 1

1. FULL-TIME EMPLOYEES (Temporary employees are not included)

JOB CATEGORIES	ANNUAL SALARY (In thousands 000)	RACE/ETHNICITY														TOTALS (COLUMN S A-N)	
		HISPANIC OR LATINO		NON-HISPANIC OR LATINO													
		MALE A	FEMALE B	MALE						FEMALE							
				WHITE C	BLACK OR AFRICAN AMERICAN D	ASIAN E	NATIVE HAWAIIAN OR OTHER PACIFIC ISLANDER F	AMERICAN INDIAN OR ALASKAN NATIVE G	TWO OR MORE RACES H	WHITE I	BLACK OR AFRICAN AMERICAN J	ASIAN K	NATIVE HAWAIIAN OR OTHER PACIFIC ISLANDER, L	AMERICAN INDIAN OR ALASKAN NATIVE M	TWO OR MORE RACES N		
Officials and Administrators	1. \$0.1-15.9	0	0	0	0	0	0	0	0	0	0	0	0	0	0	0	0
	2. 16.0-19.9	0	0	0	0	0	0	0	0	0	0	0	0	0	0	0	0
	3. 20.0-24.9	0	0	0	0	0	0	0	0	0	0	0	0	0	0	0	0
	4. 25.0-32.9	0	0	0	0	0	0	0	0	0	0	0	0	0	0	0	0
	5. 33.0-42.9	0	0	0	0	0	0	0	0	0	0	0	0	0	0	0	0
	6. 43.0-54.9	0	0	0	0	0	0	0	0	0	0	0	0	0	0	0	0
	7. 55.0-69.9	0	0	0	1	1	0	0	0	1	0	3	0	0	0	0	6
	8. 70.0 Plus	9	9	46	2	44	0	1	0	31	3	18	1	0	0	0	164
Professionals	9. \$0.1-15.9	0	0	0	0	0	0	0	0	0	0	0	0	0	0	0	
	10. 16.0-19.9	0	0	0	0	0	0	0	0	0	0	0	0	0	0	0	
	11. 20.0-24.9	0	0	0	0	0	0	0	0	0	0	0	0	0	0	0	
	12. 25.0-32.9	0	0	0	0	0	0	0	0	0	0	0	0	0	0	0	
	13. 33.0-42.9	0	0	0	0	0	0	0	0	0	0	0	0	0	0	0	
	14. 43.0-54.9	0	0	0	0	0	0	0	0	0	0	0	0	0	0	0	
	15. 55.0-69.9	2	1	1	0	4	0	0	0	1	0	7	0	0	0	0	16
16. 70.0 Plus	51	77	189	16	131	1	0	0	159	23	150	1	3	0	0	801	
Technicians	17. \$0.1-15.9	0	0	0	0	0	0	0	0	0	0	0	0	0	0	0	
	18. 16.0-19.9	0	0	0	0	0	0	0	0	0	0	0	0	0	0	0	
	19. 20.0-24.9	0	0	0	0	0	0	0	0	0	0	0	0	0	0	0	
	20. 25.0-32.9	0	0	0	0	0	0	0	0	0	0	0	0	0	0	0	
	21. 33.0-42.9	0	0	0	0	0	0	0	0	0	0	0	0	0	0	0	
	22. 43.0-54.9	0	0	0	0	0	0	0	0	0	0	0	0	0	0	0	
	23. 55.0-69.9	2	2	3	1	3	0	0	0	1	0	0	0	0	0	0	12
24. 70.0 Plus	10	1	6	0	13	0	0	0	4	0	5	0	0	0	0	39	
Protective Service Workers	25. \$0.1-15.9	0	0	0	0	0	0	0	0	0	0	0	0	0	0	0	
	26. 16.0-19.9	0	0	0	0	0	0	0	0	0	0	0	0	0	0	0	
	27. 20.0-24.9	0	0	0	0	0	0	0	0	0	0	0	0	0	0	0	
	28. 25.0-32.9	0	0	0	0	0	0	0	0	0	0	0	0	0	0	0	
	29. 33.0-42.9	0	0	0	0	0	0	0	0	0	0	0	0	0	0	0	
	30. 43.0-54.9	0	0	0	0	0	0	0	0	0	0	0	0	0	0	0	
	31. 55.0-69.9	0	0	0	0	0	0	0	0	0	0	0	0	0	0	0	
32. 70.0 Plus	9	7	18	3	6	0	1	0	10	0	1	0	0	0	0	55	
Paraprofessionals	33. \$0.1-15.9	0	0	0	0	0	0	0	0	0	0	0	0	0	0	0	
	34. 16.0-19.9	0	0	0	0	0	0	0	0	0	0	0	0	0	0	0	
	35. 20.0-24.9	0	0	0	0	0	0	0	0	0	0	0	0	0	0	0	
	36. 25.0-32.9	0	0	0	0	0	0	0	0	0	0	0	0	0	0	0	
	37. 33.0-42.9	0	0	0	0	0	0	0	0	0	0	0	0	0	0	0	
	38. 43.0-54.9	0	0	0	0	0	0	0	0	1	0	1	0	0	0	2	
	39. 55.0-69.9	0	12	2	2	1	0	0	0	9	1	7	1	0	0	0	35
40. 70.0 Plus	8	23	6	0	5	0	0	0	17	3	5	0	0	0	0	67	
Administrative Support	41. \$0.1-15.9	0	0	0	0	0	0	0	0	0	0	0	0	0	0	0	
	42. 16.0-19.9	0	0	0	0	0	0	0	0	0	0	0	0	0	0	0	
	43. 20.0-24.9	0	0	0	0	0	0	0	0	0	0	0	0	0	0	0	
	44. 25.0-32.9	0	0	0	0	0	0	0	0	0	0	0	0	0	0	0	
	45. 33.0-42.9	0	1	0	0	0	0	0	0	1	0	0	0	0	0	2	
	46. 43.0-54.9	8	34	7	1	7	1	0	0	13	2	24	1	1	0	99	
	47. 55.0-69.9	6	82	10	0	12	0	1	0	58	15	32	3	3	0	222	
48. 70.0 Plus	3	54	2	1	1	0	0	0	24	4	17	1	0	0	0	107	

D. EMPLOYMENT DATA AS OF JUNE 30

FUNCTION TYPE 1

1. FULL-TIME EMPLOYEES (Temporary employees are not included)

JOB CATEGORIES	ANNUAL SALARY (In thousands 000)	RACE/ETHNICITY														TOTALS (COLUMN S A-N)
		HISPANIC OR LATINO		NON-HISPANIC OR LATINO												
		MALE A	FEMALE B	MALE						FEMALE						
				WHITE C	BLACK OR AFRICAN AMERICAN D	ASIAN E	NATIVE HAWAIIAN OR OTHER PACIFIC ISLANDER F	AMERICAN INDIAN OR ALASKAN NATIVE G	TWO OR MORE RACES H	WHITE I	BLACK OR AFRICAN AMERICAN J	ASIAN K	NATIVE HAWAIIAN OR OTHER PACIFIC ISLANDER L	AMERICAN INDIAN OR ALASKAN NATIVE M	TWO OR MORE RACES N	
Skilled Craft Workers	49. \$0.1-15.9	0	0	0	0	0	0	0	0	0	0	0	0	0	0	0
	50. 16.0-19.9	0	0	0	0	0	0	0	0	0	0	0	0	0	0	0
	51. 20.0-24.9	0	0	0	0	0	0	0	0	0	0	0	0	0	0	0
	52. 25.0-32.9	0	0	1	0	0	0	0	0	0	0	0	0	0	0	1
	53. 33.0-42.9	0	0	0	0	0	0	0	0	0	0	0	0	0	0	0
	54. 43.0-54.9	1	0	2	0	0	0	0	0	0	0	0	0	0	0	3
	55. 55.0-69.9	1	0	1	0	1	0	0	0	0	0	0	0	0	0	3
	56. 70.0 Plus	22	0	25	0	8	0	0	0	0	0	0	0	0	0	55
Service-Maintenance	57. \$0.1-15.9	0	0	0	0	0	0	0	0	0	0	0	0	0	0	0
	58. 16.0-19.9	0	0	0	0	0	0	0	0	0	0	0	0	0	0	0
	59. 20.0-24.9	0	0	0	0	0	0	0	0	0	0	0	0	0	0	0
	60. 25.0-32.9	0	0	0	0	0	0	0	0	0	0	0	0	0	0	0
	61. 33.0-42.9	4	1	2	0	0	0	0	0	0	0	0	0	0	0	7
	62. 43.0-54.9	11	4	3	1	2	0	0	0	2	0	0	0	0	0	23
	63. 55.0-69.9	6	0	6	0	1	0	0	0	0	0	0	0	0	0	13
	64. 70.0 Plus	2	0	2	1	1	1	0	0	2	0	1	0	0	0	10
65. TOTAL FULL TIME (Lines 1-64)	155	308	332	29	241	3	3	0	334	51	271	8	7	0	1742	

2. OTHER THAN FULLTIME EMPLOYEES (Including temporary employees)

66.OFFICIALS/ADMIN	1	0	2	0	0	0	0	0	0	0	0	0	0	0	3
67.PROFESSIONALS	2	2	6	1	2	0	0	0	14	1	4	0	0	0	32
68.TECHNICIANS	0	0	0	0	0	0	0	0	0	0	0	0	0	0	0
69.PROTECTIVE SERVICE	0	0	1	0	0	0	0	0	0	0	0	0	0	0	1
70.PARA-PROFESSIONAL	1	2	0	0	5	0	0	0	6	0	3	0	0	0	17
71.ADMIN. SUPPORT	2	7	2	0	4	0	1	0	5	0	9	0	0	0	30
72.SKILLED CRAFT	0	0	1	0	0	0	0	0	0	0	0	0	0	0	1
73.SERVICE/MAINTENANCE	0	0	0	0	0	0	0	0	0	0	0	0	0	0	0
74. TOTAL OTHER THAN FULL TIME (Lines 66-73)	6	11	12	1	11	0	1	0	25	1	16	0	0	0	84

3. NEW HIRES DURING FISCAL YEAR Permanent full time only JULY 1 - JUNE 30

75.OFFICIALS/ADMIN	2	2	5	1	4	0	0	0	3	0	0	0	0	0	17
76.PROFESSIONALS	13	13	34	3	40	0	0	0	15	5	31	0	1	0	155
77.TECHNICIANS	2	1	3	1	5	0	0	0	0	0	1	0	0	0	13
78.PROTECTIVE SERVICE	1	2	4	2	0	0	1	0	0	0	0	0	0	0	10
79.PARA-PROFESSIONAL	0	13	4	0	4	0	0	0	10	0	3	0	0	0	34
80.ADMIN. SUPPORT	3	24	4	0	6	0	0	0	11	3	20	1	1	0	73
81.SKILLED CRAFT	7	0	1	0	0	0	0	0	0	0	0	0	0	0	8
82.SERVICE/MAINTENANCE	9	2	2	1	1	0	0	0	1	0	0	0	0	0	16
83. TOTAL NEW HIRES (Lines 75-82)	37	57	57	8	60	0	1	0	40	8	55	1	2	0	326


**FUNCTION TYPE 1**

**REMARKS (List National Crime Information Center (NCIC) number assigned to any Criminal Justice Agencies whose data are included in this report)**

**\*\*\*LIST AGENCIES INCLUDED ON THIS FORM\*\*\***

98 County Departments/Agencies/Cost Centers included in this function. Specific list of Agencies may be obtained upon request.

**CERTIFICATION. I certify that the information given in this report is correct and true to the best of my knowledge and was reported in accordance with accompanying instructions. (Willfully false statements on this report are punishable by law, US Code, Title 18, Section 1001.)**

NAME OF PERSON TO CONTACT REGARDING THIS FORM  Vernon Crawley		TITLE  Equal Opportunity Supervisor		
ADDRESS (Number and Street, City, State, Zip Code)  2310 N. First Street Suite 101, San Jose, CA, 95131		TELEPHONE NUMBER  408-993-4843	Ext  NA	FAX NUMBER  408-993-4849
DATE  2017-10-27	EMAIL  vernon.crawley@ceo.sccgov.org	TYPED NAME/TITLE OF AUTHORIZED OFFICIAL  Sabahete Kraja Director Equal Opportunity Department		SIGNATURE  

D. EMPLOYMENT DATA AS OF JUNE 30

FUNCTION TYPE 2

1. FULL-TIME EMPLOYEES (Temporary employees are not included)

JOB CATEGORIES	ANNUAL SALARY (In thousands 000)	RACE/ETHNICITY														TOTALS (COLUMN S A-N)
		HISPANIC OR LATINO		NON-HISPANIC OR LATINO												
		MALE A	FEMALE B	MALE						FEMALE						
				WHITE C	BLACK OR AFRICAN AMERICAN D	ASIAN E	NATIVE HAWAIIAN OR OTHER PACIFIC ISLANDER F	AMERICAN INDIAN OR ALASKAN NATIVE G	TWO OR MORE RACES H	WHITE I	BLACK OR AFRICAN AMERICAN J	ASIAN K	NATIVE HAWAIIAN OR OTHER PACIFIC ISLANDER L	AMERICAN INDIAN OR ALASKAN NATIVE M	TWO OR MORE RACES N	
Officials and Administrators	1. \$0.1-15.9	0	0	0	0	0	0	0	0	0	0	0	0	0	0	0
	2. 16.0-19.9	0	0	0	0	0	0	0	0	0	0	0	0	0	0	0
	3. 20.0-24.9	0	0	0	0	0	0	0	0	0	0	0	0	0	0	0
	4. 25.0-32.9	0	0	0	0	0	0	0	0	0	0	0	0	0	0	0
	5. 33.0-42.9	0	0	0	0	0	0	0	0	0	0	0	0	0	0	0
	6. 43.0-54.9	0	0	0	0	0	0	0	0	0	0	0	0	0	0	0
	7. 55.0-69.9	0	0	0	0	0	0	0	0	0	0	0	0	0	0	0
	8. 70.0 Plus	0	0	5	0	1	0	0	0	1	0	0	0	0	0	7
Professionals	9. \$0.1-15.9	0	0	0	0	0	0	0	0	0	0	0	0	0	0	0
	10. 16.0-19.9	0	0	0	0	0	0	0	0	0	0	0	0	0	0	0
	11. 20.0-24.9	0	0	0	0	0	0	0	0	0	0	0	0	0	0	0
	12. 25.0-32.9	0	0	0	0	0	0	0	0	0	0	0	0	0	0	0
	13. 33.0-42.9	0	0	0	0	0	0	0	0	0	0	0	0	0	0	0
	14. 43.0-54.9	0	0	0	0	0	0	0	0	0	0	0	0	0	0	0
	15. 55.0-69.9	0	0	0	0	0	0	0	0	0	0	0	0	0	0	0
16. 70.0 Plus	6	2	7	1	9	0	1	0	5	1	7	1	0	0	40	
Technicians	17. \$0.1-15.9	0	0	0	0	0	0	0	0	0	0	0	0	0	0	0
	18. 16.0-19.9	0	0	0	0	0	0	0	0	0	0	0	0	0	0	0
	19. 20.0-24.9	0	0	0	0	0	0	0	0	0	0	0	0	0	0	0
	20. 25.0-32.9	0	0	0	0	0	0	0	0	0	0	0	0	0	0	0
	21. 33.0-42.9	0	0	0	0	0	0	0	0	0	0	0	0	0	0	0
	22. 43.0-54.9	0	0	0	0	0	0	0	0	0	0	0	0	0	0	0
	23. 55.0-69.9	1	0	0	0	0	0	0	0	0	1	0	0	0	0	2
24. 70.0 Plus	2	1	3	0	0	0	0	0	0	0	0	0	0	0	6	
Protective Service Workers	25. \$0.1-15.9	0	0	0	0	0	0	0	0	0	0	0	0	0	0	0
	26. 16.0-19.9	0	0	0	0	0	0	0	0	0	0	0	0	0	0	0
	27. 20.0-24.9	0	0	0	0	0	0	0	0	0	0	0	0	0	0	0
	28. 25.0-32.9	0	0	0	0	0	0	0	0	0	0	0	0	0	0	0
	29. 33.0-42.9	0	0	0	0	0	0	0	0	0	0	0	0	0	0	0
	30. 43.0-54.9	0	0	0	0	0	0	0	0	0	0	0	0	0	0	0
	31. 55.0-69.9	0	0	0	0	0	0	0	0	0	0	0	0	0	0	0
	32. 70.0 Plus	0	0	0	0	0	0	0	0	0	0	0	0	0	0	0
Paraprofessionals	33. \$0.1-15.9	0	0	0	0	0	0	0	0	0	0	0	0	0	0	0
	34. 16.0-19.9	0	0	0	0	0	0	0	0	0	0	0	0	0	0	0
	35. 20.0-24.9	0	0	0	0	0	0	0	0	0	0	0	0	0	0	0
	36. 25.0-32.9	0	0	0	0	0	0	0	0	0	0	0	0	0	0	0
	37. 33.0-42.9	0	0	0	0	0	0	0	0	0	0	0	0	0	0	0
	38. 43.0-54.9	0	0	0	0	0	0	0	0	0	0	0	0	0	0	0
	39. 55.0-69.9	0	0	0	0	0	0	0	0	1	0	1	0	0	0	2
	40. 70.0 Plus	0	0	2	0	0	0	0	0	0	0	0	0	0	0	2
Administrative Support	41. \$0.1-15.9	0	0	0	0	0	0	0	0	0	0	0	0	0	0	0
	42. 16.0-19.9	0	0	0	0	0	0	0	0	0	0	0	0	0	0	0
	43. 20.0-24.9	0	0	0	0	0	0	0	0	0	0	0	0	0	0	0
	44. 25.0-32.9	0	0	0	0	0	0	0	0	0	0	0	0	0	0	0
	45. 33.0-42.9	0	0	0	0	0	0	0	0	0	0	0	0	0	0	0
	46. 43.0-54.9	0	2	1	0	1	0	0	0	2	0	0	0	1	0	7
	47. 55.0-69.9	0	1	0	1	0	0	0	0	3	0	1	0	0	0	6
	48. 70.0 Plus	0	1	2	0	0	0	0	0	0	0	1	0	0	0	4

D. EMPLOYMENT DATA AS OF JUNE 30

FUNCTION TYPE 2

1. FULL-TIME EMPLOYEES (Temporary employees are not included)

JOB CATEGORIES	ANNUAL SALARY (In thousands 000)	RACE/ETHNICITY														TOTALS (COLUMN S A-N)
		HISPANIC OR LATINO		NON-HISPANIC OR LATINO												
		MALE A	FEMALE B	MALE						FEMALE						
				WHITE C	BLACK OR AFRICAN AMERICAN D	ASIAN E	NATIVE HAWAIIAN OR OTHER PACIFIC ISLANDER F	AMERICAN INDIAN OR ALASKAN NATIVE G	TWO OR MORE RACES H	WHITE I	BLACK OR AFRICAN AMERICAN J	ASIAN K	NATIVE HAWAIIAN OR OTHER PACIFIC ISLANDER L	AMERICAN INDIAN OR ALASKAN NATIVE M	TWO OR MORE RACES N	
Skilled Craft Workers	49. \$0.1-15.9	0	0	0	0	0	0	0	0	0	0	0	0	0	0	0
	50. 16.0-19.9	0	0	0	0	0	0	0	0	0	0	0	0	0	0	0
	51. 20.0-24.9	0	0	0	0	0	0	0	0	0	0	0	0	0	0	0
	52. 25.0-32.9	0	0	0	0	0	0	0	0	0	0	0	0	0	0	0
	53. 33.0-42.9	0	0	0	0	0	0	0	0	0	0	0	0	0	0	0
	54. 43.0-54.9	0	0	0	0	0	0	0	0	0	0	0	0	0	0	0
	55. 55.0-69.9	0	0	0	0	0	0	0	0	0	0	0	0	0	0	0
	56. 70.0 Plus	1	0	2	0	0	0	0	0	0	0	0	0	0	0	3
Service-Maintenance	57. \$0.1-15.9	0	0	0	0	0	0	0	0	0	0	0	0	0	0	0
	58. 16.0-19.9	0	0	0	0	0	0	0	0	0	0	0	0	0	0	0
	59. 20.0-24.9	0	0	0	0	0	0	0	0	0	0	0	0	0	0	0
	60. 25.0-32.9	0	0	0	0	0	0	0	0	0	0	0	0	0	0	0
	61. 33.0-42.9	0	0	0	0	0	0	0	0	0	0	0	0	0	0	0
	62. 43.0-54.9	1	0	0	0	0	0	0	0	0	0	0	0	0	0	1
	63. 55.0-69.9	29	0	28	1	3	0	2	0	1	0	0	0	0	0	64
	64. 70.0 Plus	11	0	18	0	3	1	3	0	3	0	0	0	0	0	39
65. TOTAL FULL TIME (Lines 1-64)	51	7	68	3	17	1	6	0	16	2	10	1	1	0	183	

2. OTHER THAN FULLTIME EMPLOYEES (Including temporary employees)

66.OFFICIALS/ADMIN	0	0	0	0	0	0	0	0	0	0	0	0	0	0	0
67.PROFESSIONALS	0	0	0	0	0	0	0	0	0	0	0	0	0	0	0
68.TECHNICIANS	0	0	0	0	0	0	0	0	0	0	0	0	0	0	0
69.PROTECTIVE SERVICE	0	0	0	0	0	0	0	0	0	0	0	0	0	0	0
70.PARA-PROFESSIONAL	1	0	0	0	0	0	0	0	0	0	0	0	0	0	1
71.ADMIN. SUPPORT	0	0	0	0	0	0	0	0	0	0	0	0	0	0	0
72.SKILLED CRAFT	0	0	0	0	0	0	0	0	0	0	0	0	0	0	0
73.SERVICE/MAINTENANCE	0	0	0	0	0	0	0	0	0	0	0	0	0	0	0
74. TOTAL OTHER THAN FULL TIME (Lines 66-73)	1	0	0	0	0	0	0	0	0	0	0	0	0	0	1

3. NEW HIRES DURING FISCAL YEAR Permanent full time only JULY 1 - JUNE 30

75.OFFICIALS/ADMIN	0	0	1	0	0	0	0	0	0	0	0	0	0	0	1
76.PROFESSIONALS	0	0	0	0	0	0	0	0	0	0	0	0	0	0	0
77.TECHNICIANS	1	0	0	0	0	0	0	0	0	1	0	0	0	0	2
78.PROTECTIVE SERVICE	0	0	0	0	0	0	0	0	0	0	0	0	0	0	0
79.PARA-PROFESSIONAL	0	0	0	0	0	0	0	0	0	0	0	0	0	0	0
80.ADMIN. SUPPORT	0	0	1	0	1	0	0	0	1	0	0	0	0	0	3
81.SKILLED CRAFT	0	0	0	0	0	0	0	0	0	0	0	0	0	0	0
82.SERVICE/MAINTENANCE	6	0	3	0	0	0	0	0	1	0	0	0	0	0	10
83. TOTAL NEW HIRES (Lines 75-82)	7	0	5	0	1	0	0	0	2	1	0	0	0	0	16


**FUNCTION TYPE 2**

**REMARKS (List National Crime Information Center (NCIC) number assigned to any Criminal Justice Agencies whose data are included in this report)**

**\*\*\*LIST AGENCIES INCLUDED ON THIS FORM\*\*\***

14 County Departments/Agencies/Cost Centers included in this function. Specific list of Agencies may be obtained upon request.

**CERTIFICATION. I certify that the information given in this report is correct and true to the best of my knowledge and was reported in accordance with accompanying instructions. (Willfully false statements on this report are punishable by law, US Code, Title 18, Section 1001.)**

NAME OF PERSON TO CONTACT REGARDING THIS FORM		TITLE		
Vernon Crawley		Equal Opportunity Supervisor		
ADDRESS (Number and Street, City, State, Zip Code)		TELEPHONE NUMBER	Ext	FAX NUMBER
2310 N. First Street Suite 101, San Jose, CA, 95131		408-993-4843	NA	408-993-4849
DATE	EMAIL	TYPED NAME/TITLE OF AUTHORIZED OFFICIAL		SIGNATURE
2017-10-27	vernon.crawley@ceo.sccgov.org	Sabahete Kraja Director Equal Opportunity Department		

D. EMPLOYMENT DATA AS OF JUNE 30

FUNCTION TYPE 3

1. FULL-TIME EMPLOYEES (Temporary employees are not included)

JOB CATEGORIES	ANNUAL SALARY (In thousands 000)	RACE/ETHNICITY														TOTALS (COLUMN S A-N)	
		HISPANIC OR LATINO		NON-HISPANIC OR LATINO													
		MALE A	FEMALE B	MALE						FEMALE							
				WHITE C	BLACK OR AFRICAN AMERICAN D	ASIAN E	NATIVE HAWAIIAN OR OTHER PACIFIC ISLANDER F	AMERICAN INDIAN OR ALASKAN NATIVE G	TWO OR MORE RACES H	WHITE I	BLACK OR AFRICAN AMERICAN J	ASIAN K	NATIVE HAWAIIAN OR OTHER PACIFIC ISLANDER, L	AMERICAN INDIAN OR ALASKAN NATIVE M	TWO OR MORE RACES N		
Officials and Administrators	1. \$0.1-15.9	0	0	0	0	0	0	0	0	0	0	0	0	0	0	0	0
	2. 16.0-19.9	0	0	0	0	0	0	0	0	0	0	0	0	0	0	0	0
	3. 20.0-24.9	0	0	0	0	0	0	0	0	0	0	0	0	0	0	0	0
	4. 25.0-32.9	0	0	0	0	0	0	0	0	0	0	0	0	0	0	0	0
	5. 33.0-42.9	0	0	0	0	0	0	0	0	0	0	0	0	0	0	0	0
	6. 43.0-54.9	0	0	0	0	0	0	0	0	0	0	0	0	0	0	0	0
	7. 55.0-69.9	0	0	0	0	0	0	0	0	0	0	0	0	0	0	0	0
	8. 70.0 Plus	0	2	2	0	1	0	0	0	6	0	3	0	0	0	0	14
Professionals	9. \$0.1-15.9	0	0	0	0	0	0	0	0	0	0	0	0	0	0	0	
	10. 16.0-19.9	0	0	0	0	0	0	0	0	0	0	0	0	0	0	0	
	11. 20.0-24.9	0	0	0	0	0	0	0	0	0	0	0	0	0	0	0	
	12. 25.0-32.9	0	0	0	0	0	0	0	0	0	0	0	0	0	0	0	
	13. 33.0-42.9	0	0	0	0	0	0	0	0	0	0	0	0	0	0	0	
	14. 43.0-54.9	0	0	0	0	0	0	0	0	0	0	0	0	0	0	0	
	15. 55.0-69.9	5	9	2	2	5	0	0	0	3	1	10	0	0	0	37	
16. 70.0 Plus	86	287	50	30	118	0	1	0	153	57	245	3	4	1	1035		
Technicians	17. \$0.1-15.9	0	0	0	0	0	0	0	0	0	0	0	0	0	0	0	
	18. 16.0-19.9	0	0	0	0	0	0	0	0	0	0	0	0	0	0	0	
	19. 20.0-24.9	0	0	0	0	0	0	0	0	0	0	0	0	0	0	0	
	20. 25.0-32.9	0	0	0	0	0	0	0	0	0	0	0	0	0	0	0	
	21. 33.0-42.9	0	0	0	0	0	0	0	0	0	0	0	0	0	0	0	
	22. 43.0-54.9	0	0	0	0	0	0	0	0	0	0	0	0	0	0	0	
	23. 55.0-69.9	0	0	0	0	3	0	0	0	0	0	0	0	0	0	3	
24. 70.0 Plus	0	0	2	1	9	0	0	0	2	0	1	0	0	0	15		
Protective Service Workers	25. \$0.1-15.9	0	0	0	0	0	0	0	0	0	0	0	0	0	0	0	
	26. 16.0-19.9	0	0	0	0	0	0	0	0	0	0	0	0	0	0	0	
	27. 20.0-24.9	0	0	0	0	0	0	0	0	0	0	0	0	0	0	0	
	28. 25.0-32.9	0	0	0	0	0	0	0	0	0	0	0	0	0	0	0	
	29. 33.0-42.9	0	0	0	0	0	0	0	0	0	0	0	0	0	0	0	
	30. 43.0-54.9	0	0	0	0	0	0	0	0	0	0	0	0	0	0	0	
	31. 55.0-69.9	3	1	4	1	0	0	1	0	1	0	1	0	0	0	12	
	32. 70.0 Plus	4	1	0	0	0	1	0	0	0	0	0	0	0	0	6	
Paraprofessionals	33. \$0.1-15.9	0	0	0	0	0	0	0	0	0	0	0	0	0	0	0	
	34. 16.0-19.9	0	0	0	0	0	0	0	0	0	0	0	0	0	0	0	
	35. 20.0-24.9	0	0	0	0	0	0	0	0	0	0	0	0	0	0	0	
	36. 25.0-32.9	0	0	0	0	0	0	0	0	0	0	0	0	0	0	0	
	37. 33.0-42.9	0	0	0	0	0	0	0	0	0	0	0	0	0	0	0	
	38. 43.0-54.9	0	0	0	0	0	0	0	0	0	0	4	0	0	0	4	
	39. 55.0-69.9	0	3	3	0	0	0	0	0	1	0	2	0	0	0	9	
	40. 70.0 Plus	0	4	0	0	0	0	0	0	2	0	3	0	0	0	9	
Administrative Support	41. \$0.1-15.9	0	0	0	0	0	0	0	0	0	0	0	0	0	0	0	
	42. 16.0-19.9	0	0	0	0	0	0	0	0	0	0	0	0	0	0	0	
	43. 20.0-24.9	0	0	0	0	0	0	0	0	0	0	0	0	0	0	0	
	44. 25.0-32.9	0	0	0	0	0	0	0	0	0	0	0	0	0	0	0	
	45. 33.0-42.9	1	7	0	0	0	0	0	0	0	0	6	0	0	0	14	
	46. 43.0-54.9	16	81	12	2	12	1	0	0	28	10	38	3	0	0	203	
	47. 55.0-69.9	51	287	14	6	31	1	0	0	52	23	117	2	2	0	586	
	48. 70.0 Plus	38	161	10	1	38	0	1	0	24	9	141	1	0	0	424	



D. EMPLOYMENT DATA AS OF JUNE 30

FUNCTION TYPE 3

1. FULL-TIME EMPLOYEES (Temporary employees are not included)

JOB CATEGORIES	ANNUAL SALARY (In thousands 000)	RACE/ETHNICITY														TOTALS (COLUMN S A-N)
		HISPANIC OR LATINO		NON-HISPANIC OR LATINO												
		MALE A	FEMALE B	MALE						FEMALE						
				WHITE C	BLACK OR AFRICAN AMERICAN D	ASIAN E	NATIVE HAWAIIAN OR OTHER PACIFIC ISLANDER F	AMERICAN INDIAN OR ALASKAN NATIVE G	TWO OR MORE RACES H	WHITE I	BLACK OR AFRICAN AMERICAN J	ASIAN K	NATIVE HAWAIIAN OR OTHER PACIFIC ISLANDER L	AMERICAN INDIAN OR ALASKAN NATIVE M	TWO OR MORE RACES N	
Skilled Craft Workers	49. \$0.1-15.9	0	0	0	0	0	0	0	0	0	0	0	0	0	0	0
	50. 16.0-19.9	0	0	0	0	0	0	0	0	0	0	0	0	0	0	0
	51. 20.0-24.9	0	0	0	0	0	0	0	0	0	0	0	0	0	0	0
	52. 25.0-32.9	0	0	0	0	0	0	0	0	0	0	0	0	0	0	0
	53. 33.0-42.9	0	0	0	0	0	0	0	0	0	0	0	0	0	0	0
	54. 43.0-54.9	0	0	0	0	0	0	0	0	0	0	0	0	0	0	0
	55. 55.0-69.9	0	0	0	0	0	0	0	0	0	0	0	0	0	0	0
	56. 70.0 Plus	0	0	0	0	0	0	0	0	0	0	0	0	0	0	0
Service-Maintenance	57. \$0.1-15.9	0	0	0	0	0	0	0	0	0	0	0	0	0	0	0
	58. 16.0-19.9	0	0	0	0	0	0	0	0	0	0	0	0	0	0	0
	59. 20.0-24.9	0	0	0	0	0	0	0	0	0	0	0	0	0	0	0
	60. 25.0-32.9	0	0	0	0	0	0	0	0	0	0	0	0	0	0	0
	61. 33.0-42.9	0	0	0	0	0	0	0	0	0	0	0	0	0	0	0
	62. 43.0-54.9	9	2	0	0	1	0	0	0	0	0	0	0	0	0	12
	63. 55.0-69.9	1	0	0	0	0	0	0	0	0	0	0	0	0	0	1
	64. 70.0 Plus	1	0	1	0	0	0	0	0	0	0	0	0	0	0	2
65. TOTAL FULL TIME (Lines 1-64)	215	845	100	43	218	3	3	0	272	100	571	9	6	1	2386	

2. OTHER THAN FULLTIME EMPLOYEES (Including temporary employees)

66.OFFICIALS/ADMIN	0	0	0	0	0	0	0	0	0	0	0	0	0	0	0
67.PROFESSIONALS	0	3	0	0	0	0	0	0	5	1	3	0	0	0	12
68.TECHNICIANS	0	0	0	0	0	0	0	0	0	0	0	0	0	0	0
69.PROTECTIVE SERVICE	0	0	0	0	0	0	0	0	0	0	0	0	0	0	0
70.PARA-PROFESSIONAL	0	0	0	0	0	0	0	0	1	0	0	0	0	0	1
71.ADMIN. SUPPORT	0	0	0	0	0	0	0	0	3	0	2	0	0	0	5
72.SKILLED CRAFT	0	0	0	0	0	0	0	0	0	0	0	0	0	0	0
73.SERVICE/MAINTENANCE	0	0	0	0	0	0	0	0	0	0	0	0	0	0	0
74. TOTAL OTHER THAN FULL TIME (Lines 66-73)	0	3	0	0	0	0	0	0	9	1	5	0	0	0	18

3. NEW HIRES DURING FISCAL YEAR Permanent full time only JULY 1 - JUNE 30

75.OFFICIALS/ADMIN	0	0	0	0	0	0	0	0	1	1	0	0	0	0	2
76.PROFESSIONALS	15	47	11	2	11	0	1	0	23	18	34	0	1	2	165
77.TECHNICIANS	0	0	0	0	7	0	0	0	0	0	0	0	0	0	7
78.PROTECTIVE SERVICE	0	0	1	0	0	1	0	0	0	0	0	0	0	0	2
79.PARA-PROFESSIONAL	0	0	1	0	0	0	0	0	0	0	1	0	0	0	2
80.ADMIN. SUPPORT	14	51	3	2	12	0	0	0	11	6	34	1	0	0	134
81.SKILLED CRAFT	0	0	0	0	0	0	0	0	0	0	0	0	0	0	0
82.SERVICE/MAINTENANCE	0	0	1	0	1	0	0	0	0	0	0	0	0	0	2
83. TOTAL NEW HIRES (Lines 75-82)	29	98	17	4	31	1	1	0	35	25	69	1	1	2	314


**FUNCTION TYPE 3**

**REMARKS (List National Crime Information Center (NCIC) number assigned to any Criminal Justice Agencies whose data are included in this report)**

**\*\*\*LIST AGENCIES INCLUDED ON THIS FORM\*\*\***

39 County Departments/Agencies/Cost Centers included in this function. Specific list of Agencies may be obtained upon request.

**CERTIFICATION. I certify that the information given in this report is correct and true to the best of my knowledge and was reported in accordance with accompanying instructions. (Willfully false statements on this report are punishable by law, US Code, Title 18, Section 1001.)**

NAME OF PERSON TO CONTACT REGARDING THIS FORM		TITLE		
Vernon Crawley		Equal Opportunity Supervisor		
ADDRESS (Number and Street, City, State, Zip Code)		TELEPHONE NUMBER	Ext	FAX NUMBER
2310 N. First Street Suite 101, San Jose, CA, 95131		408-993-4843	NA	408-993-4849
DATE	EMAIL	TYPED NAME/TITLE OF AUTHORIZED OFFICIAL		SIGNATURE
2017-10-27	vernon.crawley@ceo.sccgov.org	Sabahete Kraja Director Equal Opportunity Department		

D. EMPLOYMENT DATA AS OF JUNE 30

FUNCTION TYPE 4

1. FULL-TIME EMPLOYEES (Temporary employees are not included)

JOB CATEGORIES	ANNUAL SALARY (In thousands 000)	RACE/ETHNICITY														TOTALS (COLUMN S A-N)	
		HISPANIC OR LATINO		NON-HISPANIC OR LATINO													
		MALE A	FEMALE B	MALE						FEMALE							
				WHITE C	BLACK OR AFRICAN AMERICAN D	ASIAN E	NATIVE HAWAIIAN OR OTHER PACIFIC ISLANDER F	AMERICAN INDIAN OR ALASKAN NATIVE G	TWO OR MORE RACES H	WHITE I	BLACK OR AFRICAN AMERICAN J	ASIAN K	NATIVE HAWAIIAN OR OTHER PACIFIC ISLANDER, L	AMERICAN INDIAN OR ALASKAN NATIVE M	TWO OR MORE RACES N		
Officials and Administrators	1. \$0.1-15.9	0	0	0	0	0	0	0	0	0	0	0	0	0	0	0	0
	2. 16.0-19.9	0	0	0	0	0	0	0	0	0	0	0	0	0	0	0	0
	3. 20.0-24.9	0	0	0	0	0	0	0	0	0	0	0	0	0	0	0	0
	4. 25.0-32.9	0	0	0	0	0	0	0	0	0	0	0	0	0	0	0	0
	5. 33.0-42.9	0	0	0	0	0	0	0	0	0	0	0	0	0	0	0	0
	6. 43.0-54.9	0	0	0	0	0	0	0	0	0	0	0	0	0	0	0	0
	7. 55.0-69.9	0	0	0	0	0	0	0	0	0	0	0	0	0	0	0	0
	8. 70.0 Plus	1	2	3	0	1	0	0	0	1	0	0	0	0	0	0	8
Professionals	9. \$0.1-15.9	0	0	0	0	0	0	0	0	0	0	0	0	0	0	0	
	10. 16.0-19.9	0	0	0	0	0	0	0	0	0	0	0	0	0	0	0	
	11. 20.0-24.9	0	0	0	0	0	0	0	0	0	0	0	0	0	0	0	
	12. 25.0-32.9	0	0	0	0	0	0	0	0	0	0	0	0	0	0	0	
	13. 33.0-42.9	0	0	0	0	0	0	0	0	0	0	0	0	0	0	0	
	14. 43.0-54.9	0	0	0	0	0	0	0	0	0	0	0	0	0	0	0	
	15. 55.0-69.9	0	0	0	0	0	0	0	0	0	0	0	0	0	0	0	
16. 70.0 Plus	9	3	21	1	7	0	0	0	7	1	5	0	0	0	0	54	
Technicians	17. \$0.1-15.9	0	0	0	0	0	0	0	0	0	0	0	0	0	0	0	
	18. 16.0-19.9	0	0	0	0	0	0	0	0	0	0	0	0	0	0	0	
	19. 20.0-24.9	0	0	0	0	0	0	0	0	0	0	0	0	0	0	0	
	20. 25.0-32.9	0	0	0	0	0	0	0	0	0	0	0	0	0	0	0	
	21. 33.0-42.9	0	0	0	0	0	0	0	0	0	0	0	0	0	0	0	
	22. 43.0-54.9	0	0	0	0	0	0	0	0	0	0	0	0	0	0	0	
	23. 55.0-69.9	0	0	0	0	0	0	0	0	0	0	0	0	0	0	0	
24. 70.0 Plus	19	7	49	3	12	0	1	0	8	1	0	0	0	0	0	100	
Protective Service Workers	25. \$0.1-15.9	0	0	0	0	0	0	0	0	0	0	0	0	0	0	0	
	26. 16.0-19.9	0	0	0	0	0	0	0	0	0	0	0	0	0	0	0	
	27. 20.0-24.9	0	0	0	0	0	0	0	0	0	0	0	0	0	0	0	
	28. 25.0-32.9	0	0	0	0	0	0	0	0	0	0	0	0	0	0	0	
	29. 33.0-42.9	0	0	0	0	0	0	0	0	0	0	0	0	0	0	0	
	30. 43.0-54.9	2	2	4	0	0	0	0	0	0	1	0	0	0	0	9	
	31. 55.0-69.9	2	4	4	0	2	0	0	0	2	0	1	0	0	0	15	
32. 70.0 Plus	106	21	167	14	44	1	0	0	22	5	3	0	0	0	383		
Paraprofessionals	33. \$0.1-15.9	0	0	0	0	0	0	0	0	0	0	0	0	0	0	0	
	34. 16.0-19.9	0	0	0	0	0	0	0	0	0	0	0	0	0	0	0	
	35. 20.0-24.9	0	0	0	0	0	0	0	0	0	0	0	0	0	0	0	
	36. 25.0-32.9	0	0	0	0	0	0	0	0	0	0	0	0	0	0	0	
	37. 33.0-42.9	0	0	0	0	0	0	0	0	0	0	0	0	0	0	0	
	38. 43.0-54.9	0	0	0	0	0	0	0	0	0	0	0	0	0	0	0	
	39. 55.0-69.9	0	1	0	1	0	0	0	0	1	0	3	0	0	0	6	
40. 70.0 Plus	0	0	0	0	0	0	0	0	0	0	0	0	0	0	0		
Administrative Support	41. \$0.1-15.9	0	0	0	0	0	0	0	0	0	0	0	0	0	0	0	
	42. 16.0-19.9	0	0	0	0	0	0	0	0	0	0	0	0	0	0	0	
	43. 20.0-24.9	0	0	0	0	0	0	0	0	0	0	0	0	0	0	0	
	44. 25.0-32.9	0	0	0	0	0	0	0	0	0	0	0	0	0	0	0	
	45. 33.0-42.9	0	1	0	0	0	0	0	0	0	0	0	0	0	0	1	
	46. 43.0-54.9	0	8	0	0	1	0	0	0	1	1	3	0	0	0	14	
	47. 55.0-69.9	3	16	9	0	4	0	0	0	15	1	14	1	1	0	64	
48. 70.0 Plus	4	15	9	0	2	0	0	0	18	3	7	0	0	0	58		

D. EMPLOYMENT DATA AS OF JUNE 30

FUNCTION TYPE 4

1. FULL-TIME EMPLOYEES (Temporary employees are not included)

JOB CATEGORIES	ANNUAL SALARY (In thousands 000)	RACE/ETHNICITY														TOTALS (COLUMN S A-N)
		HISPANIC OR LATINO		NON-HISPANIC OR LATINO												
		MALE A	FEMALE B	MALE						FEMALE						
				WHITE C	BLACK OR AFRICAN AMERICAN D	ASIAN E	NATIVE HAWAIIAN OR OTHER PACIFIC ISLANDER F	AMERICAN INDIAN OR ALASKAN NATIVE G	TWO OR MORE RACES H	WHITE I	BLACK OR AFRICAN AMERICAN J	ASIAN K	NATIVE HAWAIIAN OR OTHER PACIFIC ISLANDER L	AMERICAN INDIAN OR ALASKAN NATIVE M	TWO OR MORE RACES N	
Skilled Craft Workers	49. \$0.1-15.9	0	0	0	0	0	0	0	0	0	0	0	0	0	0	0
	50. 16.0-19.9	0	0	0	0	0	0	0	0	0	0	0	0	0	0	0
	51. 20.0-24.9	0	0	0	0	0	0	0	0	0	0	0	0	0	0	0
	52. 25.0-32.9	0	0	0	0	0	0	0	0	0	0	0	0	0	0	0
	53. 33.0-42.9	0	0	0	0	0	0	0	0	0	0	0	0	0	0	0
	54. 43.0-54.9	0	0	0	0	0	0	0	0	0	0	0	0	0	0	0
	55. 55.0-69.9	0	0	0	0	0	0	0	0	0	0	0	0	0	0	0
	56. 70.0 Plus	0	0	0	0	0	0	0	0	0	0	0	0	0	0	0
Service-Maintenance	57. \$0.1-15.9	0	0	0	0	0	0	0	0	0	0	0	0	0	0	0
	58. 16.0-19.9	0	0	0	0	0	0	0	0	0	0	0	0	0	0	0
	59. 20.0-24.9	0	0	0	0	0	0	0	0	0	0	0	0	0	0	0
	60. 25.0-32.9	0	0	0	0	0	0	0	0	0	0	0	0	0	0	0
	61. 33.0-42.9	0	0	0	0	0	0	0	0	0	0	0	0	0	0	0
	62. 43.0-54.9	0	0	0	0	0	0	0	0	0	0	0	0	0	0	0
	63. 55.0-69.9	0	0	0	0	0	0	0	0	0	0	0	0	0	0	0
	64. 70.0 Plus	0	0	1	0	0	0	0	0	0	0	0	0	0	0	1
65. TOTAL FULL TIME (Lines 1-64)	146	80	267	19	73	1	1	0	75	13	36	1	1	0	713	

2. OTHER THAN FULLTIME EMPLOYEES (Including temporary employees)

66.OFFICIALS/ADMIN	0	0	0	0	0	0	0	0	0	0	0	0	0	0	0
67.PROFESSIONALS	2	0	15	2	0	0	0	0	3	1	0	0	0	0	23
68.TECHNICIANS	0	0	0	0	0	0	0	0	0	0	0	0	0	0	0
69.PROTECTIVE SERVICE	20	0	59	3	8	0	0	0	6	0	1	0	0	0	97
70.PARA-PROFESSIONAL	0	2	0	0	0	0	0	0	1	0	0	0	0	0	3
71.ADMIN. SUPPORT	0	4	1	0	1	0	0	0	5	0	2	0	0	0	13
72.SKILLED CRAFT	0	0	0	0	0	0	0	0	0	0	0	0	0	0	0
73.SERVICE/MAINTENANCE	0	0	0	0	0	0	0	0	0	0	0	0	0	0	0
74. TOTAL OTHER THAN FULL TIME (Lines 66-73)	22	6	75	5	9	0	0	0	15	1	3	0	0	0	136

3. NEW HIRES DURING FISCAL YEAR Permanent full time only JULY 1 - JUNE 30

75.OFFICIALS/ADMIN	0	0	0	0	0	0	0	0	0	0	0	0	0	0	0
76.PROFESSIONALS	0	0	0	0	0	0	0	0	1	0	0	0	0	0	1
77.TECHNICIANS	0	0	0	0	1	0	0	0	1	0	0	0	0	0	2
78.PROTECTIVE SERVICE	18	4	17	2	5	0	0	0	1	1	0	0	0	0	48
79.PARA-PROFESSIONAL	0	0	0	0	0	0	0	0	0	0	0	0	0	0	0
80.ADMIN. SUPPORT	4	5	2	0	3	0	0	0	7	0	5	0	0	0	26
81.SKILLED CRAFT	0	0	0	0	0	0	0	0	0	0	0	0	0	0	0
82.SERVICE/MAINTENANCE	0	0	0	0	0	0	0	0	0	0	0	0	0	0	0
83. TOTAL NEW HIRES (Lines 75-82)	22	9	19	2	9	0	0	0	10	1	5	0	0	0	77

**FUNCTION TYPE 4**

**REMARKS (List National Crime Information Center (NCIC) number assigned to any Criminal Justice Agencies whose data are included in this report)**

**\*\*\*LIST AGENCIES INCLUDED ON THIS FORM\*\*\***

32 County Departments/Agencies/Cost Centers included in this function. Specific list of Agencies may be obtained upon request.

**CERTIFICATION. I certify that the information given in this report is correct and true to the best of my knowledge and was reported in accordance with accompanying instructions. (Willfully false statements on this report are punishable by law, US Code, Title 18, Section 1001.)**

NAME OF PERSON TO CONTACT REGARDING THIS FORM		TITLE		
Vernon Crawley		Equal Opportunity Supervisor		
ADDRESS (Number and Street, City, State, Zip Code)		TELEPHONE NUMBER	Ext	FAX NUMBER
2310 N. First Street Suite 101, San Jose, CA, 95131		408-993-4843	NA	408-993-4849
DATE	EMAIL	TYPED NAME/TITLE OF AUTHORIZED OFFICIAL		SIGNATURE <input type="checkbox"/>
2017-10-27	vernon.crawley@ceo.sccgov.org	Sabahete Kraja Director Equal Opportunity Department		



D. EMPLOYMENT DATA AS OF JUNE 30

FUNCTION TYPE 6

1. FULL-TIME EMPLOYEES (Temporary employees are not included)

JOB CATEGORIES	ANNUAL SALARY (In thousands 000)	RACE/ETHNICITY														TOTALS (COLUMN S A-N)
		HISPANIC OR LATINO		NON-HISPANIC OR LATINO												
		MALE A	FEMALE B	MALE						FEMALE						
				WHITE C	BLACK OR AFRICAN AMERICAN D	ASIAN E	NATIVE HAWAIIAN OR OTHER PACIFIC ISLANDER F	AMERICAN INDIAN OR ALASKAN NATIVE G	TWO OR MORE RACES H	WHITE I	BLACK OR AFRICAN AMERICAN J	ASIAN K	NATIVE HAWAIIAN OR OTHER PACIFIC ISLANDER L	AMERICAN INDIAN OR ALASKAN NATIVE M	TWO OR MORE RACES N	
Skilled Craft Workers	49. \$0.1-15.9	0	0	0	0	0	0	0	0	0	0	0	0	0	0	0
	50. 16.0-19.9	0	0	0	0	0	0	0	0	0	0	0	0	0	0	0
	51. 20.0-24.9	0	0	0	0	0	0	0	0	0	0	0	0	0	0	0
	52. 25.0-32.9	0	0	0	0	0	0	0	0	0	0	0	0	0	0	0
	53. 33.0-42.9	0	0	0	0	0	0	0	0	0	0	0	0	0	0	0
	54. 43.0-54.9	0	0	0	0	0	0	0	0	0	0	0	0	0	0	0
	55. 55.0-69.9	0	0	1	0	0	0	0	0	0	0	0	0	0	0	1
	56. 70.0 Plus	0	0	1	0	0	0	0	0	0	0	0	0	0	0	1
Service-Maintenance	57. \$0.1-15.9	0	0	0	0	0	0	0	0	0	0	0	0	0	0	0
	58. 16.0-19.9	0	0	0	0	0	0	0	0	0	0	0	0	0	0	0
	59. 20.0-24.9	0	0	0	0	0	0	0	0	0	0	0	0	0	0	0
	60. 25.0-32.9	0	0	0	0	0	0	0	0	0	0	0	0	0	0	0
	61. 33.0-42.9	0	0	0	0	0	0	0	0	0	0	0	0	0	0	0
	62. 43.0-54.9	3	0	5	1	0	0	0	0	1	0	0	0	0	0	10
	63. 55.0-69.9	19	1	14	2	1	0	0	0	2	0	2	0	0	0	41
	64. 70.0 Plus	8	3	22	0	5	0	1	0	6	0	2	0	0	0	47
65. TOTAL FULL TIME (Lines 1-64)	46	28	129	8	36	3	2	0	69	4	45	3	0	0	373	

2. OTHER THAN FULLTIME EMPLOYEES (Including temporary employees)

66.OFFICIALS/ADMIN	0	0	0	0	0	0	0	0	0	0	0	0	0	0	0
67.PROFESSIONALS	0	0	3	0	1	0	0	0	6	0	0	0	0	0	10
68.TECHNICIANS	0	1	2	0	0	0	0	0	0	0	0	0	0	0	3
69.PROTECTIVE SERVICE	2	1	3	0	0	0	0	0	2	0	0	0	0	0	8
70.PARA-PROFESSIONAL	0	0	1	0	0	0	0	0	1	0	5	0	0	0	7
71.ADMIN. SUPPORT	5	5	12	0	0	0	0	0	13	0	2	0	0	0	37
72.SKILLED CRAFT	0	0	0	0	0	0	0	0	0	0	0	0	0	0	0
73.SERVICE/MAINTENANCE	2	3	15	2	1	0	0	0	8	0	1	0	0	0	32
74. TOTAL OTHER THAN FULL TIME (Lines 66-73)	9	10	36	2	2	0	0	0	30	0	8	0	0	0	97

3. NEW HIRES DURING FISCAL YEAR Permanent full time only JULY 1 - JUNE 30

75.OFFICIALS/ADMIN	0	0	0	0	0	0	0	0	0	0	0	0	0	0	0
76.PROFESSIONALS	2	2	5	0	2	0	0	0	7	1	5	1	0	0	25
77.TECHNICIANS	1	0	0	0	0	0	0	0	0	0	1	0	0	0	2
78.PROTECTIVE SERVICE	1	1	3	0	1	0	0	0	0	0	0	0	0	0	6
79.PARA-PROFESSIONAL	0	0	0	0	0	0	0	0	1	0	0	0	0	0	1
80.ADMIN. SUPPORT	0	3	3	0	1	0	0	0	4	0	1	0	0	0	12
81.SKILLED CRAFT	0	0	0	0	0	0	0	0	0	0	0	0	0	0	0
82.SERVICE/MAINTENANCE	8	2	12	0	0	1	0	0	2	0	2	0	0	0	27
83. TOTAL NEW HIRES (Lines 75-82)	12	8	23	0	4	1	0	0	14	1	9	1	0	0	73


**FUNCTION TYPE 6**

**REMARKS (List National Crime Information Center (NCIC) number assigned to any Criminal Justice Agencies whose data are included in this report)**

**\*\*\*LIST AGENCIES INCLUDED ON THIS FORM\*\*\***

25 County Departments/Agencies/Cost Centers included in this function. Specific list of Agencies may be obtained upon request.

**CERTIFICATION. I certify that the information given in this report is correct and true to the best of my knowledge and was reported in accordance with accompanying instructions. (Willfully false statements on this report are punishable by law, US Code, Title 18, Section 1001.)**

NAME OF PERSON TO CONTACT REGARDING THIS FORM  Vernon Crawley		TITLE  Equal Opportunity Supervisor		
ADDRESS (Number and Street, City, State, Zip Code)  2310 N. First Street Suite 101, San Jose, CA, 95131		TELEPHONE NUMBER  408-993-4843	Ext  NA	FAX NUMBER  408-993-4849
DATE  2017-10-27	EMAIL  vernon.crawley@ceo.sccgov.org	TYPED NAME/TITLE OF AUTHORIZED OFFICIAL  Sabahete Kraja Director Equal Opportunity Department		SIGNATURE  



D. EMPLOYMENT DATA AS OF JUNE 30

FUNCTION TYPE 7

1. FULL-TIME EMPLOYEES (Temporary employees are not included)

JOB CATEGORIES	ANNUAL SALARY (In thousands 000)	RACE/ETHNICITY														TOTALS (COLUMN S A-N)	
		HISPANIC OR LATINO		NON-HISPANIC OR LATINO													
		MALE A	FEMALE B	MALE						FEMALE							
				WHITE C	BLACK OR AFRICAN AMERICAN D	ASIAN E	NATIVE HAWAIIAN OR OTHER PACIFIC ISLANDER F	AMERICAN INDIAN OR ALASKAN NATIVE G	TWO OR MORE RACES H	WHITE I	BLACK OR AFRICAN AMERICAN J	ASIAN K	NATIVE HAWAIIAN OR OTHER PACIFIC ISLANDER L	AMERICAN INDIAN OR ALASKAN NATIVE M	TWO OR MORE RACES N		
Officials and Administrators	1. \$0.1-15.9	0	0	0	0	0	0	0	0	0	0	0	0	0	0	0	0
	2. 16.0-19.9	0	0	0	0	0	0	0	0	0	0	0	0	0	0	0	0
	3. 20.0-24.9	0	0	0	0	0	0	0	0	0	0	0	0	0	0	0	0
	4. 25.0-32.9	0	0	0	0	0	0	0	0	0	0	0	0	0	0	0	0
	5. 33.0-42.9	0	0	0	0	0	0	0	0	0	0	0	0	0	0	0	0
	6. 43.0-54.9	0	0	0	0	0	0	0	0	0	0	0	0	0	0	0	0
	7. 55.0-69.9	0	0	0	0	0	0	0	0	0	0	0	0	0	0	0	0
	8. 70.0 Plus	2	4	15	0	5	0	0	0	24	1	14	0	0	0	0	65
Professionals	9. \$0.1-15.9	0	0	0	0	0	0	0	0	0	0	0	0	0	0	0	
	10. 16.0-19.9	0	0	0	0	0	0	0	0	0	0	0	0	0	0	0	
	11. 20.0-24.9	0	0	0	0	0	0	0	0	0	0	0	0	0	0	0	
	12. 25.0-32.9	0	0	0	0	0	0	0	0	0	0	0	0	0	0	0	
	13. 33.0-42.9	0	0	0	0	0	0	0	0	0	0	0	0	0	0	0	
	14. 43.0-54.9	0	0	0	0	0	0	0	0	0	0	0	0	0	0	0	
	15. 55.0-69.9	3	3	9	2	15	0	0	0	6	1	31	0	1	0	71	
16. 70.0 Plus	34	114	132	19	234	5	3	0	342	48	688	11	4	0	1634		
Technicians	17. \$0.1-15.9	0	0	0	0	0	0	0	0	0	0	0	0	0	0	0	
	18. 16.0-19.9	0	0	0	0	0	0	0	0	0	0	0	0	0	0	0	
	19. 20.0-24.9	0	0	0	0	0	0	0	0	0	0	0	0	0	0	0	
	20. 25.0-32.9	0	0	0	0	0	0	0	0	0	0	0	0	0	0	0	
	21. 33.0-42.9	0	0	0	0	0	0	0	0	0	0	0	0	0	0	0	
	22. 43.0-54.9	2	0	0	0	7	1	0	0	0	3	0	1	0	0	14	
	23. 55.0-69.9	17	34	9	6	49	0	0	1	20	5	120	2	0	0	263	
24. 70.0 Plus	18	13	40	4	64	1	1	0	53	1	124	2	0	0	321		
Protective Service Workers	25. \$0.1-15.9	0	0	0	0	0	0	0	0	0	0	0	0	0	0	0	
	26. 16.0-19.9	0	0	0	0	0	0	0	0	0	0	0	0	0	0	0	
	27. 20.0-24.9	0	0	0	0	0	0	0	0	0	0	0	0	0	0	0	
	28. 25.0-32.9	0	0	0	0	0	0	0	0	0	0	0	0	0	0	0	
	29. 33.0-42.9	0	0	0	0	0	0	0	0	0	0	0	0	0	0	0	
	30. 43.0-54.9	2	2	2	1	1	0	0	0	0	0	0	0	0	0	8	
	31. 55.0-69.9	15	1	9	5	6	1	1	0	0	0	0	0	0	0	38	
	32. 70.0 Plus	1	0	2	2	0	0	0	0	0	1	0	0	0	0	6	
Paraprofessionals	33. \$0.1-15.9	0	0	0	0	0	0	0	0	0	0	0	0	0	0	0	
	34. 16.0-19.9	0	0	0	0	0	0	0	0	0	0	0	0	0	0	0	
	35. 20.0-24.9	0	0	0	0	0	0	0	0	0	0	0	0	0	0	0	
	36. 25.0-32.9	0	0	0	0	0	0	0	0	0	0	0	0	0	0	0	
	37. 33.0-42.9	0	0	0	0	0	0	0	0	0	0	0	0	0	0	0	
	38. 43.0-54.9	2	13	3	12	13	1	0	0	0	18	26	1	0	0	89	
	39. 55.0-69.9	12	75	5	4	22	0	0	0	21	13	101	2	0	0	255	
	40. 70.0 Plus	3	17	1	4	10	0	0	0	13	7	43	1	0	0	99	
Administrative Support	41. \$0.1-15.9	0	0	0	0	0	0	0	0	0	0	0	0	0	0	0	
	42. 16.0-19.9	0	0	0	0	0	0	0	0	0	0	0	0	0	0	0	
	43. 20.0-24.9	0	0	0	0	0	0	0	0	0	0	0	0	0	0	0	
	44. 25.0-32.9	0	0	0	0	0	0	0	0	0	0	0	0	0	0	0	
	45. 33.0-42.9	1	1	0	0	0	0	0	0	1	0	3	0	0	0	6	
	46. 43.0-54.9	13	89	9	6	10	0	0	0	22	9	47	3	1	0	209	
	47. 55.0-69.9	19	194	14	8	22	0	0	0	93	25	104	6	6	0	491	
	48. 70.0 Plus	1	11	2	1	2	0	0	0	12	3	6	1	0	0	39	

D. EMPLOYMENT DATA AS OF JUNE 30

FUNCTION TYPE 7

1. FULL-TIME EMPLOYEES (Temporary employees are not included)

JOB CATEGORIES	ANNUAL SALARY (In thousands 000)	RACE/ETHNICITY														TOTALS (COLUMN S A-N)
		HISPANIC OR LATINO		NON-HISPANIC OR LATINO												
		MALE A	FEMALE B	MALE						FEMALE						
				WHITE C	BLACK OR AFRICAN AMERICAN D	ASIAN E	NATIVE HAWAIIAN OR OTHER PACIFIC ISLANDER F	AMERICAN INDIAN OR ALASKAN NATIVE G	TWO OR MORE RACES H	WHITE I	BLACK OR AFRICAN AMERICAN J	ASIAN K	NATIVE HAWAIIAN OR OTHER PACIFIC ISLANDER L	AMERICAN INDIAN OR ALASKAN NATIVE M	TWO OR MORE RACES N	
Skilled Craft Workers	49. \$0.1-15.9	0	0	0	0	0	0	0	0	0	0	0	0	0	0	0
	50. 16.0-19.9	0	0	0	0	0	0	0	0	0	0	0	0	0	0	0
	51. 20.0-24.9	0	0	0	0	0	0	0	0	0	0	0	0	0	0	0
	52. 25.0-32.9	0	0	0	0	0	0	0	0	0	0	0	0	0	0	0
	53. 33.0-42.9	0	0	0	0	0	0	0	0	0	0	0	0	0	0	0
	54. 43.0-54.9	0	0	1	0	0	0	0	0	0	0	0	0	0	0	1
	55. 55.0-69.9	2	0	1	0	0	0	0	0	0	0	0	0	0	0	3
	56. 70.0 Plus	6	0	11	0	1	0	0	0	0	0	0	0	0	0	18
Service-Maintenance	57. \$0.1-15.9	0	0	0	0	0	0	0	0	0	0	0	0	0	0	0
	58. 16.0-19.9	0	0	0	0	0	0	0	0	0	0	0	0	0	0	0
	59. 20.0-24.9	0	0	0	0	0	0	0	0	0	0	0	0	0	0	0
	60. 25.0-32.9	0	0	0	0	0	0	0	0	0	0	0	0	0	0	0
	61. 33.0-42.9	13	4	1	0	1	0	0	0	0	0	0	0	0	0	19
	62. 43.0-54.9	82	38	25	29	34	1	0	0	7	6	13	0	2	0	237
	63. 55.0-69.9	6	1	7	2	4	1	1	0	0	0	2	0	0	0	24
	64. 70.0 Plus	11	0	4	3	7	0	0	0	0	1	0	0	0	0	26
65. TOTAL FULL TIME (Lines 1-64)	265	614	302	108	507	11	6	1	614	142	1322	30	14	0	3936	

2. OTHER THAN FULLTIME EMPLOYEES (Including temporary employees)

66.OFFICIALS/ADMIN	0	0	0	0	0	0	0	0	0	0	0	0	0	0	0
67.PROFESSIONALS	22	128	74	14	130	4	2	0	412	49	684	16	2	1	1538
68.TECHNICIANS	11	23	15	5	50	0	0	0	23	2	93	0	2	0	224
69.PROTECTIVE SERVICE	0	0	1	0	0	0	0	0	0	0	0	0	0	0	1
70.PARA-PROFESSIONAL	9	52	7	26	34	1	1	0	15	58	122	3	1	0	329
71.ADMIN. SUPPORT	19	92	5	3	27	1	0	0	45	8	51	2	2	0	255
72.SKILLED CRAFT	0	0	0	0	0	0	1	0	0	0	0	0	0	0	1
73.SERVICE/MAINTENANCE	13	8	3	0	3	1	0	0	3	2	6	1	0	0	40
74. TOTAL OTHER THAN FULL TIME (Lines 66-73)	74	303	105	48	244	7	4	0	498	119	956	22	7	1	2388

3. NEW HIRES DURING FISCAL YEAR Permanent full time only JULY 1 - JUNE 30

75.OFFICIALS/ADMIN	0	0	2	0	0	0	0	0	3	0	0	0	0	0	5
76.PROFESSIONALS	5	21	30	8	58	1	0	0	52	15	122	1	0	0	313
77.TECHNICIANS	6	6	5	1	16	1	0	0	3	2	11	2	0	0	53
78.PROTECTIVE SERVICE	4	2	3	1	1	0	0	0	0	0	0	0	0	0	11
79.PARA-PROFESSIONAL	2	11	1	1	10	0	0	0	4	7	37	0	0	0	73
80.ADMIN. SUPPORT	8	52	2	0	5	0	0	0	13	4	26	3	0	0	113
81.SKILLED CRAFT	0	0	2	0	0	0	0	0	0	0	0	0	0	0	2
82.SERVICE/MAINTENANCE	7	4	5	2	3	0	0	0	3	0	3	0	0	0	27
83. TOTAL NEW HIRES (Lines 75-82)	32	96	50	13	93	2	0	0	78	28	199	6	0	0	597


FUNCTION TYPE 7

REMARKS (List National Crime Information Center (NCIC) number assigned to any Criminal Justice Agencies whose data are included in this report)

\*\*\*LIST AGENCIES INCLUDED ON THIS FORM\*\*\*

250 County Departments/Agencies/Cost Centers included in this function. Specific list of Agencies may be obtained upon request.

**CERTIFICATION. I certify that the information given in this report is correct and true to the best of my knowledge and was reported in accordance with accompanying instructions. (Willfully false statements on this report are punishable by law, US Code, Title 18, Section 1001.)**

NAME OF PERSON TO CONTACT REGARDING THIS FORM		TITLE		
Vernon Crawley		Equal Opportunity Supervisor		
ADDRESS (Number and Street, City, State, Zip Code)		TELEPHONE NUMBER	Ext	FAX NUMBER
2310 N. First Street Suite 101, San Jose, CA, 95131		408-993-4843	NA	408-993-4849
DATE	EMAIL	TYPED NAME/TITLE OF AUTHORIZED OFFICIAL		SIGNATURE
2017-10-27	vernon.crawley@ceo.sccgov.org	Sabahete Kraja Director Equal Opportunity Department		

D. EMPLOYMENT DATA AS OF JUNE 30

FUNCTION TYPE 8

1. FULL-TIME EMPLOYEES (Temporary employees are not included)

JOB CATEGORIES	ANNUAL SALARY (In thousands 000)	RACE/ETHNICITY														TOTALS (COLUMN S A-N)	
		HISPANIC OR LATINO		NON-HISPANIC OR LATINO													
		MALE A	FEMALE B	MALE						FEMALE							
				WHITE C	BLACK OR AFRICAN AMERICAN D	ASIAN E	NATIVE HAWAIIAN OR OTHER PACIFIC ISLANDER F	AMERICAN INDIAN OR ALASKAN NATIVE G	TWO OR MORE RACES H	WHITE I	BLACK OR AFRICAN AMERICAN J	ASIAN K	NATIVE HAWAIIAN OR OTHER PACIFIC ISLANDER L	AMERICAN INDIAN OR ALASKAN NATIVE M	TWO OR MORE RACES N		
Officials and Administrators	1. \$0.1-15.9	0	0	0	0	0	0	0	0	0	0	0	0	0	0	0	0
	2. 16.0-19.9	0	0	0	0	0	0	0	0	0	0	0	0	0	0	0	0
	3. 20.0-24.9	0	0	0	0	0	0	0	0	0	0	0	0	0	0	0	0
	4. 25.0-32.9	0	0	0	0	0	0	0	0	0	0	0	0	0	0	0	0
	5. 33.0-42.9	0	0	0	0	0	0	0	0	0	0	0	0	0	0	0	0
	6. 43.0-54.9	0	0	0	0	0	0	0	0	0	0	0	0	0	0	0	0
	7. 55.0-69.9	0	0	0	0	0	0	0	0	0	0	0	0	0	0	0	0
	8. 70.0 Plus	6	4	7	0	1	0	0	0	0	15	2	11	0	0	0	46
Professionals	9. \$0.1-15.9	0	0	0	0	0	0	0	0	0	0	0	0	0	0	0	
	10. 16.0-19.9	0	0	0	0	0	0	0	0	0	0	0	0	0	0	0	
	11. 20.0-24.9	0	0	0	0	0	0	0	0	0	0	0	0	0	0	0	
	12. 25.0-32.9	0	0	0	0	0	0	0	0	0	0	0	0	0	0	0	
	13. 33.0-42.9	0	0	0	0	0	0	0	0	0	0	0	0	0	0	0	
	14. 43.0-54.9	0	0	0	0	0	0	0	0	0	0	0	0	0	0	0	
	15. 55.0-69.9	2	4	1	1	2	0	0	0	2	1	4	0	0	0	17	
16. 70.0 Plus	40	130	57	10	59	1	1	0	167	34	199	3	0	1	702		
Technicians	17. \$0.1-15.9	0	0	0	0	0	0	0	0	0	0	0	0	0	0	0	
	18. 16.0-19.9	0	0	0	0	0	0	0	0	0	0	0	0	0	0	0	
	19. 20.0-24.9	0	0	0	0	0	0	0	0	0	0	0	0	0	0	0	
	20. 25.0-32.9	0	0	0	0	0	0	0	0	0	0	0	0	0	0	0	
	21. 33.0-42.9	0	0	0	0	0	0	0	0	0	0	0	0	0	0	0	
	22. 43.0-54.9	0	0	0	0	0	0	0	0	0	0	0	0	0	0	0	
	23. 55.0-69.9	0	1	1	2	2	0	0	0	3	0	4	0	0	0	13	
	24. 70.0 Plus	0	0	0	0	3	0	0	0	0	0	5	0	0	0	8	
Protective Service Workers	25. \$0.1-15.9	0	0	0	0	0	0	0	0	0	0	0	0	0	0	0	
	26. 16.0-19.9	0	0	0	0	0	0	0	0	0	0	0	0	0	0	0	
	27. 20.0-24.9	0	0	0	0	0	0	0	0	0	0	0	0	0	0	0	
	28. 25.0-32.9	0	0	0	0	0	0	0	0	0	0	0	0	0	0	0	
	29. 33.0-42.9	0	0	0	0	0	0	0	0	0	0	0	0	0	0	0	
	30. 43.0-54.9	0	0	0	0	0	0	0	0	0	0	0	0	0	0	0	
	31. 55.0-69.9	0	0	0	0	0	0	0	0	0	0	0	0	0	0	0	
	32. 70.0 Plus	0	0	0	0	0	0	0	0	0	0	0	0	0	0	0	
Paraprofessionals	33. \$0.1-15.9	0	0	0	0	0	0	0	0	0	0	0	0	0	0	0	
	34. 16.0-19.9	0	0	0	0	0	0	0	0	0	0	0	0	0	0	0	
	35. 20.0-24.9	0	0	0	0	0	0	0	0	0	0	0	0	0	0	0	
	36. 25.0-32.9	0	0	0	0	0	0	0	0	0	0	0	0	0	0	0	
	37. 33.0-42.9	0	0	0	0	0	0	0	0	0	0	0	1	0	0	1	
	38. 43.0-54.9	1	9	1	1	1	0	0	0	1	1	1	0	0	0	16	
	39. 55.0-69.9	4	30	2	2	2	0	1	0	3	3	19	1	1	0	68	
	40. 70.0 Plus	2	8	1	1	3	0	0	0	2	1	7	0	0	0	25	
Administrative Support	41. \$0.1-15.9	0	0	0	0	0	0	0	0	0	0	0	0	0	0	0	
	42. 16.0-19.9	0	0	0	0	0	0	0	0	0	0	0	0	0	0	0	
	43. 20.0-24.9	0	0	0	0	0	0	0	0	0	0	0	0	0	0	0	
	44. 25.0-32.9	0	0	0	0	0	0	0	0	0	0	0	0	0	0	0	
	45. 33.0-42.9	0	0	0	0	0	0	0	0	0	0	0	0	0	0	0	
	46. 43.0-54.9	4	35	6	1	3	0	0	0	10	6	12	1	2	0	80	
	47. 55.0-69.9	9	127	3	3	7	1	0	0	26	7	25	1	0	0	209	
	48. 70.0 Plus	1	8	0	0	2	0	0	0	7	0	2	1	0	0	21	

D. EMPLOYMENT DATA AS OF JUNE 30

FUNCTION TYPE 8

1. FULL-TIME EMPLOYEES (Temporary employees are not included)

JOB CATEGORIES	ANNUAL SALARY (In thousands 000)	RACE/ETHNICITY														TOTALS (COLUMN S A-N)
		HISPANIC OR LATINO		NON-HISPANIC OR LATINO												
		MALE A	FEMALE B	MALE						FEMALE						
				WHITE C	BLACK OR AFRICAN AMERICAN D	ASIAN E	NATIVE HAWAIIAN OR OTHER PACIFIC ISLANDER F	AMERICAN INDIAN OR ALASKAN NATIVE G	TWO OR MORE RACES H	WHITE I	BLACK OR AFRICAN AMERICAN J	ASIAN K	NATIVE HAWAIIAN OR OTHER PACIFIC ISLANDER L	AMERICAN INDIAN OR ALASKAN NATIVE M	TWO OR MORE RACES N	
Skilled Craft Workers	49. \$0.1-15.9	0	0	0	0	0	0	0	0	0	0	0	0	0	0	0
	50. 16.0-19.9	0	0	0	0	0	0	0	0	0	0	0	0	0	0	0
	51. 20.0-24.9	0	0	0	0	0	0	0	0	0	0	0	0	0	0	0
	52. 25.0-32.9	0	0	0	0	0	0	0	0	0	0	0	0	0	0	0
	53. 33.0-42.9	0	0	0	0	0	0	0	0	0	0	0	0	0	0	0
	54. 43.0-54.9	0	0	0	0	0	0	0	0	0	0	0	0	0	0	0
	55. 55.0-69.9	0	0	0	0	0	0	0	0	0	0	0	0	0	0	0
	56. 70.0 Plus	0	0	0	0	0	0	0	0	0	0	0	0	0	0	0
Service-Maintenance	57. \$0.1-15.9	0	0	0	0	0	0	0	0	0	0	0	0	0	0	0
	58. 16.0-19.9	0	0	0	0	0	0	0	0	0	0	0	0	0	0	0
	59. 20.0-24.9	0	0	0	0	0	0	0	0	0	0	0	0	0	0	0
	60. 25.0-32.9	0	0	0	0	0	0	0	0	0	0	0	0	0	0	0
	61. 33.0-42.9	1	0	0	0	1	0	0	0	0	0	0	0	0	0	2
	62. 43.0-54.9	3	0	2	0	0	0	0	0	1	0	2	0	0	0	8
	63. 55.0-69.9	0	0	0	0	0	0	0	0	0	0	1	0	0	0	1
	64. 70.0 Plus	0	0	0	0	0	0	0	0	0	0	0	0	0	0	0
65. TOTAL FULL TIME (Lines 1-64)	73	356	81	21	86	2	2	0	237	55	292	8	3	1	1217	

2. OTHER THAN FULLTIME EMPLOYEES (Including temporary employees)

66.OFFICIALS/ADMIN	0	0	0	0	0	0	0	0	0	0	0	0	0	0	0
67.PROFESSIONALS	6	18	12	2	25	0	0	0	42	21	72	1	0	0	199
68.TECHNICIANS	0	2	0	0	2	0	0	0	0	0	8	0	0	0	12
69.PROTECTIVE SERVICE	0	0	0	0	0	0	0	0	0	0	0	0	0	0	0
70.PARA-PROFESSIONAL	0	5	1	4	5	0	0	0	5	6	7	0	0	0	33
71.ADMIN. SUPPORT	0	10	3	1	4	0	0	0	11	0	7	1	0	0	37
72.SKILLED CRAFT	0	0	0	0	0	0	0	0	0	0	0	0	0	0	0
73.SERVICE/MAINTENANCE	1	2	1	0	1	0	0	0	1	0	0	0	0	0	6
74. TOTAL OTHER THAN FULL TIME (Lines 66-73)	7	37	17	7	37	0	0	0	59	27	94	2	0	0	287

3. NEW HIRES DURING FISCAL YEAR Permanent full time only JULY 1 - JUNE 30

75.OFFICIALS/ADMIN	0	0	0	0	1	0	0	0	0	0	1	0	0	0	2
76.PROFESSIONALS	4	22	17	1	13	0	0	0	22	8	24	0	0	0	111
77.TECHNICIANS	0	0	0	0	0	0	0	0	2	0	0	0	0	0	2
78.PROTECTIVE SERVICE	0	0	0	0	0	0	0	0	0	0	0	0	0	0	0
79.PARA-PROFESSIONAL	1	5	0	0	0	0	0	0	0	0	2	0	0	0	8
80.ADMIN. SUPPORT	3	19	1	0	4	0	0	0	5	1	8	1	1	0	43
81.SKILLED CRAFT	0	0	0	0	0	0	0	0	0	0	0	0	0	0	0
82.SERVICE/MAINTENANCE	1	0	0	0	1	0	0	0	0	0	0	0	0	0	2
83. TOTAL NEW HIRES (Lines 75-82)	9	46	18	1	19	0	0	0	29	9	35	1	1	0	168


**FUNCTION TYPE 8**

**REMARKS (List National Crime Information Center (NCIC) number assigned to any Criminal Justice Agencies whose data are included in this report)**

**\*\*\*LIST AGENCIES INCLUDED ON THIS FORM\*\*\***

155 County Departments/Agencies/Cost Centers included in this function. Specific list of Agencies may be obtained upon request.

**CERTIFICATION. I certify that the information given in this report is correct and true to the best of my knowledge and was reported in accordance with accompanying instructions. (Willfully false statements on this report are punishable by law, US Code, Title 18, Section 1001.)**

NAME OF PERSON TO CONTACT REGARDING THIS FORM  Vernon Crawley		TITLE  Equal Opportunity Supervisor		
ADDRESS (Number and Street, City, State, Zip Code)  2310 N. First Street Suite 101, San Jose, CA, 95131		TELEPHONE NUMBER  408-993-4843	Ext  NA	FAX NUMBER  408-993-4849
DATE  2017-10-27	EMAIL  vernon.crawley@ceo.sccgov.org	TYPED NAME/TITLE OF AUTHORIZED OFFICIAL  Sabahete Kraja Director Equal Opportunity Department		SIGNATURE  



D. EMPLOYMENT DATA AS OF JUNE 30

FUNCTION TYPE 9

1. FULL-TIME EMPLOYEES (Temporary employees are not included)

JOB CATEGORIES	ANNUAL SALARY (In thousands 000)	RACE/ETHNICITY														TOTALS (COLUMN S A-N)
		HISPANIC OR LATINO		NON-HISPANIC OR LATINO												
		MALE A	FEMALE B	MALE						FEMALE						
				WHITE C	BLACK OR AFRICAN AMERICAN D	ASIAN E	NATIVE HAWAIIAN OR OTHER PACIFIC ISLANDER F	AMERICAN INDIAN OR ALASKAN NATIVE G	TWO OR MORE RACES H	WHITE I	BLACK OR AFRICAN AMERICAN J	ASIAN K	NATIVE HAWAIIAN OR OTHER PACIFIC ISLANDER L	AMERICAN INDIAN OR ALASKAN NATIVE M	TWO OR MORE RACES N	
Skilled Craft Workers	49. \$0.1-15.9	0	0	0	0	0	0	0	0	0	0	0	0	0	0	0
	50. 16.0-19.9	0	0	0	0	0	0	0	0	0	0	0	0	0	0	0
	51. 20.0-24.9	0	0	0	0	0	0	0	0	0	0	0	0	0	0	0
	52. 25.0-32.9	0	0	0	0	0	0	0	0	0	0	0	0	0	0	0
	53. 33.0-42.9	0	0	0	0	0	0	0	0	0	0	0	0	0	0	0
	54. 43.0-54.9	0	0	0	0	0	0	0	0	0	0	0	0	0	0	0
	55. 55.0-69.9	0	0	0	0	0	0	0	0	0	0	0	0	0	0	0
	56. 70.0 Plus	0	0	0	0	0	0	0	0	0	0	0	0	0	0	0
Service-Maintenance	57. \$0.1-15.9	0	0	0	0	0	0	0	0	0	0	0	0	0	0	0
	58. 16.0-19.9	0	0	0	0	0	0	0	0	0	0	0	0	0	0	0
	59. 20.0-24.9	0	0	0	0	0	0	0	0	0	0	0	0	0	0	0
	60. 25.0-32.9	0	0	0	0	0	0	0	0	0	0	0	0	0	0	0
	61. 33.0-42.9	0	0	0	0	0	0	0	0	0	0	0	0	0	0	0
	62. 43.0-54.9	0	0	0	0	0	0	0	0	0	0	0	0	0	0	0
	63. 55.0-69.9	0	0	0	0	0	0	0	0	0	0	0	0	0	0	0
	64. 70.0 Plus	0	0	0	0	0	0	0	0	0	0	0	0	0	0	0
65. TOTAL FULL TIME (Lines 1-64)	2	2	0	0	2	0	0	0	0	1	0	4	0	0	0	11

2. OTHER THAN FULLTIME EMPLOYEES (Including temporary employees)

66.OFFICIALS/ADMIN	0	0	0	0	0	0	0	0	0	0	0	0	0	0	0
67.PROFESSIONALS	0	1	0	0	0	0	0	0	0	0	0	0	0	0	1
68.TECHNICIANS	0	0	0	0	0	0	0	0	0	0	0	0	0	0	0
69.PROTECTIVE SERVICE	0	0	0	0	0	0	0	0	0	0	0	0	0	0	0
70.PARA-PROFESSIONAL	0	0	0	0	0	0	0	0	0	0	0	0	0	0	0
71.ADMIN. SUPPORT	0	0	0	0	0	0	0	0	0	0	0	0	0	0	0
72.SKILLED CRAFT	0	0	0	0	0	0	0	0	0	0	0	0	0	0	0
73.SERVICE/MAINTENANCE	0	0	0	0	0	0	0	0	0	0	0	0	0	0	0
74. TOTAL OTHER THAN FULL TIME (Lines 66-73)	0	1	0	0	0	0	0	0	0	0	0	0	0	0	1

3. NEW HIRES DURING FISCAL YEAR Permanent full time only JULY 1 - JUNE 30

75.OFFICIALS/ADMIN	0	0	0	0	0	0	0	0	0	0	0	0	0	0	0
76.PROFESSIONALS	1	0	0	0	1	0	0	0	0	0	1	0	0	0	3
77.TECHNICIANS	0	0	0	0	0	0	0	0	0	0	0	0	0	0	0
78.PROTECTIVE SERVICE	0	0	0	0	0	0	0	0	0	0	0	0	0	0	0
79.PARA-PROFESSIONAL	0	0	0	0	0	0	0	0	0	0	0	0	0	0	0
80.ADMIN. SUPPORT	0	1	0	1	0	0	0	0	0	0	0	0	0	0	2
81.SKILLED CRAFT	0	0	0	0	0	0	0	0	0	0	0	0	0	0	0
82.SERVICE/MAINTENANCE	0	0	0	0	0	0	0	0	0	0	0	0	0	0	0
83. TOTAL NEW HIRES (Lines 75-82)	1	1	0	1	1	0	0	0	0	0	1	0	0	0	5




FUNCTION TYPE 9

REMARKS (List National Crime Information Center (NCIC) number assigned to any Criminal Justice Agencies whose data are included in this report)

\*\*\*LIST AGENCIES INCLUDED ON THIS FORM\*\*\*

4391 Housing, 1421 Non-MHSA Housing Support, 1170 Office of Afrdble Housing Adm

**CERTIFICATION. I certify that the information given in this report is correct and true to the best of my knowledge and was reported in accordance with accompanying instructions. (Willfully false statements on this report are punishable by law, US Code, Title 18, Section 1001.)**

NAME OF PERSON TO CONTACT REGARDING THIS FORM		TITLE		
Vernon Crawley		Equal Opportunity Supervisor		
ADDRESS (Number and Street, City, State, Zip Code)		TELEPHONE NUMBER	Ext	FAX NUMBER
2310 N. First Street Suite 101, San Jose, CA, 95131		408-993-4843	NA	408-993-4849
DATE	EMAIL	TYPED NAME/TITLE OF AUTHORIZED OFFICIAL		SIGNATURE
2017-10-27	vernon.crawley@ceo.sccgov.org	Sabahete Kraja Director Equal Opportunity Department		

D. EMPLOYMENT DATA AS OF JUNE 30

FUNCTION TYPE 10

1. FULL-TIME EMPLOYEES (Temporary employees are not included)

JOB CATEGORIES	ANNUAL SALARY (In thousands 000)	RACE/ETHNICITY														TOTALS (COLUMN S A-N)	
		HISPANIC OR LATINO		NON-HISPANIC OR LATINO													
		MALE A	FEMALE B	MALE						FEMALE							
				WHITE C	BLACK OR AFRICAN AMERICAN D	ASIAN E	NATIVE HAWAIIAN OR OTHER PACIFIC ISLANDER F	AMERICAN INDIAN OR ALASKAN NATIVE G	TWO OR MORE RACES H	WHITE I	BLACK OR AFRICAN AMERICAN J	ASIAN K	NATIVE HAWAIIAN OR OTHER PACIFIC ISLANDER L	AMERICAN INDIAN OR ALASKAN NATIVE M	TWO OR MORE RACES N		
Officials and Administrators	1. \$0.1-15.9	0	0	0	0	0	0	0	0	0	0	0	0	0	0	0	0
	2. 16.0-19.9	0	0	0	0	0	0	0	0	0	0	0	0	0	0	0	0
	3. 20.0-24.9	0	0	0	0	0	0	0	0	0	0	0	0	0	0	0	0
	4. 25.0-32.9	0	0	0	0	0	0	0	0	0	0	0	0	0	0	0	0
	5. 33.0-42.9	0	0	0	0	0	0	0	0	0	0	0	0	0	0	0	0
	6. 43.0-54.9	0	0	0	0	0	0	0	0	0	0	0	0	0	0	0	0
	7. 55.0-69.9	0	0	0	0	0	0	0	0	0	0	0	0	0	0	0	0
	8. 70.0 Plus	1	2	14	1	1	0	0	0	1	0	0	0	0	0	0	20
Professionals	9. \$0.1-15.9	0	0	0	0	0	0	0	0	0	0	0	0	0	0	0	
	10. 16.0-19.9	0	0	0	0	0	0	0	0	0	0	0	0	0	0	0	
	11. 20.0-24.9	0	0	0	0	0	0	0	0	0	0	0	0	0	0	0	
	12. 25.0-32.9	0	0	0	0	0	0	0	0	0	0	0	0	0	0	0	
	13. 33.0-42.9	0	0	0	0	0	0	0	0	0	0	0	0	0	0	0	
	14. 43.0-54.9	0	0	0	0	0	0	0	0	0	0	0	0	0	0	0	
	15. 55.0-69.9	0	0	0	0	0	0	0	0	1	0	0	0	0	0	0	1
16. 70.0 Plus	1	1	7	0	4	0	1	0	2	1	9	0	0	0	0	26	
Technicians	17. \$0.1-15.9	0	0	0	0	0	0	0	0	0	0	0	0	0	0	0	
	18. 16.0-19.9	0	0	0	0	0	0	0	0	0	0	0	0	0	0	0	
	19. 20.0-24.9	0	0	0	0	0	0	0	0	0	0	0	0	0	0	0	
	20. 25.0-32.9	0	0	0	0	0	0	0	0	0	0	0	0	0	0	0	
	21. 33.0-42.9	0	0	0	0	0	0	0	0	0	0	0	0	0	0	0	
	22. 43.0-54.9	0	0	0	0	0	0	0	0	0	0	0	0	0	0	0	
	23. 55.0-69.9	1	0	0	0	0	0	0	0	0	0	0	0	0	0	0	1
	24. 70.0 Plus	0	3	1	0	0	0	0	0	1	0	0	0	0	0	0	5
Protective Service Workers	25. \$0.1-15.9	0	0	0	0	0	0	0	0	0	0	0	0	0	0	0	
	26. 16.0-19.9	0	0	0	0	0	0	0	0	0	0	0	0	0	0	0	
	27. 20.0-24.9	0	0	0	0	0	0	0	0	0	0	0	0	0	0	0	
	28. 25.0-32.9	0	0	0	0	0	0	0	0	0	0	0	0	0	0	0	
	29. 33.0-42.9	0	0	0	0	0	0	0	0	0	0	0	0	0	0	0	
	30. 43.0-54.9	0	0	0	0	0	0	0	0	0	0	0	0	0	0	0	
	31. 55.0-69.9	0	0	0	0	0	0	0	0	0	0	0	0	0	0	0	
	32. 70.0 Plus	0	0	0	0	0	0	0	0	0	0	0	0	0	0	0	0
Paraprofessionals	33. \$0.1-15.9	0	0	0	0	0	0	0	0	0	0	0	0	0	0	0	
	34. 16.0-19.9	0	0	0	0	0	0	0	0	0	0	0	0	0	0	0	
	35. 20.0-24.9	0	0	0	0	0	0	0	0	0	0	0	0	0	0	0	
	36. 25.0-32.9	0	0	0	0	0	0	0	0	0	0	0	0	0	0	0	
	37. 33.0-42.9	0	0	0	0	0	0	0	0	0	0	0	0	0	0	0	
	38. 43.0-54.9	0	0	0	0	0	0	0	0	0	0	0	0	0	0	0	
	39. 55.0-69.9	0	0	0	0	1	0	0	0	0	0	0	0	0	0	0	1
	40. 70.0 Plus	0	0	0	0	0	0	0	0	0	0	0	0	0	0	0	0
Administrative Support	41. \$0.1-15.9	0	0	0	0	0	0	0	0	0	0	0	0	0	0	0	
	42. 16.0-19.9	0	0	0	0	0	0	0	0	0	0	0	0	0	0	0	
	43. 20.0-24.9	0	0	0	0	0	0	0	0	0	0	0	0	0	0	0	
	44. 25.0-32.9	0	0	0	0	0	0	0	0	0	0	0	0	0	0	0	
	45. 33.0-42.9	0	0	0	0	0	0	0	0	0	0	0	0	0	0	0	
	46. 43.0-54.9	0	2	0	0	0	0	0	0	0	0	1	0	0	0	3	
	47. 55.0-69.9	0	0	0	0	0	0	0	0	0	0	0	0	0	0	0	
	48. 70.0 Plus	0	0	0	0	1	0	0	0	1	1	0	0	0	0	0	3

D. EMPLOYMENT DATA AS OF JUNE 30

FUNCTION TYPE 10

1. FULL-TIME EMPLOYEES (Temporary employees are not included)

JOB CATEGORIES	ANNUAL SALARY (In thousands 000)	RACE/ETHNICITY														TOTALS (COLUMN S A-N)
		HISPANIC OR LATINO		NON-HISPANIC OR LATINO												
		MALE A	FEMALE B	MALE						FEMALE						
				WHITE C	BLACK OR AFRICAN AMERICAN D	ASIAN E	NATIVE HAWAIIAN OR OTHER PACIFIC ISLANDER F	AMERICAN INDIAN OR ALASKAN NATIVE G	TWO OR MORE RACES H	WHITE I	BLACK OR AFRICAN AMERICAN J	ASIAN K	NATIVE HAWAIIAN OR OTHER PACIFIC ISLANDER L	AMERICAN INDIAN OR ALASKAN NATIVE M	TWO OR MORE RACES N	
Skilled Craft Workers	49. \$0.1-15.9	0	0	0	0	0	0	0	0	0	0	0	0	0	0	0
	50. 16.0-19.9	0	0	0	0	0	0	0	0	0	0	0	0	0	0	0
	51. 20.0-24.9	0	0	0	0	0	0	0	0	0	0	0	0	0	0	0
	52. 25.0-32.9	0	0	0	0	0	0	0	0	0	0	0	0	0	0	0
	53. 33.0-42.9	0	0	0	0	0	0	0	0	0	0	0	0	0	0	0
	54. 43.0-54.9	0	0	0	0	0	0	0	0	0	0	0	0	0	0	0
	55. 55.0-69.9	0	0	0	0	0	0	0	0	0	0	0	0	0	0	0
	56. 70.0 Plus	0	0	0	0	0	0	0	0	0	0	0	0	0	0	0
Service-Maintenance	57. \$0.1-15.9	0	0	0	0	0	0	0	0	0	0	0	0	0	0	0
	58. 16.0-19.9	0	0	0	0	0	0	0	0	0	0	0	0	0	0	0
	59. 20.0-24.9	0	0	0	0	0	0	0	0	0	0	0	0	0	0	0
	60. 25.0-32.9	0	0	0	0	0	0	0	0	0	0	0	0	0	0	0
	61. 33.0-42.9	0	0	0	0	0	0	0	0	0	0	0	0	0	0	0
	62. 43.0-54.9	0	0	0	0	0	0	0	0	0	0	0	0	0	0	0
	63. 55.0-69.9	0	0	0	0	0	0	0	0	0	0	0	0	0	0	0
	64. 70.0 Plus	0	0	1	0	0	0	0	0	0	0	0	0	0	0	1
65. TOTAL FULL TIME (Lines 1-64)	3	8	23	1	7	0	1	0	6	2	10	0	0	0	61	

2. OTHER THAN FULLTIME EMPLOYEES (Including temporary employees)

66.OFFICIALS/ADMIN	0	0	0	0	0	0	0	0	0	0	0	0	0	0	0
67.PROFESSIONALS	0	0	1	0	0	0	0	0	0	0	0	0	0	0	1
68.TECHNICIANS	0	0	0	0	0	0	0	0	0	0	0	0	0	0	0
69.PROTECTIVE SERVICE	0	0	0	0	0	0	0	0	0	0	0	0	0	0	0
70.PARA-PROFESSIONAL	0	0	0	0	0	0	0	0	0	0	0	0	0	0	0
71.ADMIN. SUPPORT	0	1	0	0	0	0	0	0	0	0	0	0	0	0	1
72.SKILLED CRAFT	0	0	0	0	0	0	0	0	0	0	0	0	0	0	0
73.SERVICE/MAINTENANCE	0	0	0	0	0	0	0	0	0	0	0	0	0	0	0
74. TOTAL OTHER THAN FULL TIME (Lines 66-73)	0	1	1	0	0	0	0	0	0	0	0	0	0	0	2

3. NEW HIRES DURING FISCAL YEAR Permanent full time only JULY 1 - JUNE 30

75.OFFICIALS/ADMIN	2	0	2	1	0	0	0	0	0	0	0	0	0	0	5
76.PROFESSIONALS	0	1	1	0	1	0	0	0	2	0	3	0	0	0	8
77.TECHNICIANS	0	0	0	0	0	0	0	0	1	0	0	0	0	0	1
78.PROTECTIVE SERVICE	0	0	0	0	0	0	0	0	0	0	0	0	0	0	0
79.PARA-PROFESSIONAL	0	0	0	0	0	0	0	0	0	0	0	0	0	0	0
80.ADMIN. SUPPORT	0	0	0	1	0	0	0	0	0	0	0	0	0	0	1
81.SKILLED CRAFT	0	0	0	0	0	0	0	0	0	0	0	0	0	0	0
82.SERVICE/MAINTENANCE	0	0	0	0	0	0	0	0	0	0	0	0	0	0	0
83. TOTAL NEW HIRES (Lines 75-82)	2	1	3	2	1	0	0	0	3	0	3	0	0	0	15


FUNCTION TYPE 10

REMARKS (List National Crime Information Center (NCIC) number assigned to any Criminal Justice Agencies whose data are included in this report)

\*\*\*LIST AGENCIES INCLUDED ON THIS FORM\*\*\*

7 County Departments/Agencies/Cost Centers included in this function. Specific list of Agencies may be obtained upon request.

**CERTIFICATION. I certify that the information given in this report is correct and true to the best of my knowledge and was reported in accordance with accompanying instructions. (Willfully false statements on this report are punishable by law, US Code, Title 18, Section 1001.)**

NAME OF PERSON TO CONTACT REGARDING THIS FORM		TITLE		
Vernon Crawley		Equal Opportunity Supervisor		
ADDRESS (Number and Street, City, State, Zip Code)		TELEPHONE NUMBER	Ext	FAX NUMBER
2310 N. First Street Suite 101, San Jose, CA, 95131		408-993-4843	NA	408-993-4849
DATE	EMAIL	TYPED NAME/TITLE OF AUTHORIZED OFFICIAL		SIGNATURE
2017-10-27	vernon.crawley@ceo.sccgov.org	Sabahete Kraja Director Equal Opportunity Department		

D. EMPLOYMENT DATA AS OF JUNE 30

FUNCTION TYPE 11

1. FULL-TIME EMPLOYEES (Temporary employees are not included)

JOB CATEGORIES	ANNUAL SALARY (In thousands 000)	RACE/ETHNICITY														TOTALS (COLUMN S A-N)
		HISPANIC OR LATINO		NON-HISPANIC OR LATINO												
		MALE A	FEMALE B	MALE						FEMALE						
				WHITE C	BLACK OR AFRICAN AMERICAN D	ASIAN E	NATIVE HAWAIIAN OR OTHER PACIFIC ISLANDER F	AMERICAN INDIAN OR ALASKAN NATIVE G	TWO OR MORE RACES H	WHITE I	BLACK OR AFRICAN AMERICAN J	ASIAN K	NATIVE HAWAIIAN OR OTHER PACIFIC ISLANDER L	AMERICAN INDIAN OR ALASKAN NATIVE M	TWO OR MORE RACES N	
Officials and Administrators	1. \$0.1-15.9	0	0	0	0	0	0	0	0	0	0	0	0	0	0	0
	2. 16.0-19.9	0	0	0	0	0	0	0	0	0	0	0	0	0	0	0
	3. 20.0-24.9	0	0	0	0	0	0	0	0	0	0	0	0	0	0	0
	4. 25.0-32.9	0	0	0	0	0	0	0	0	0	0	0	0	0	0	0
	5. 33.0-42.9	0	0	0	0	0	0	0	0	0	0	0	0	0	0	0
	6. 43.0-54.9	0	0	0	0	0	0	0	0	0	0	0	0	0	0	0
	7. 55.0-69.9	0	0	0	0	0	0	0	0	0	0	0	0	0	0	0
	8. 70.0 Plus	0	2	3	2	0	0	0	0	3	0	2	0	0	0	12
Professionals	9. \$0.1-15.9	0	0	0	0	0	0	0	0	0	0	0	0	0	0	
	10. 16.0-19.9	0	0	0	0	0	0	0	0	0	0	0	0	0	0	
	11. 20.0-24.9	0	0	0	0	0	0	0	0	0	0	0	0	0	0	
	12. 25.0-32.9	0	0	0	0	0	0	0	0	0	0	0	0	0	0	
	13. 33.0-42.9	0	0	0	0	0	0	0	0	0	0	0	0	0	0	
	14. 43.0-54.9	0	0	0	0	0	0	0	0	0	0	0	0	0	0	
	15. 55.0-69.9	0	0	0	1	3	0	0	0	0	0	2	0	0	0	6
16. 70.0 Plus	14	24	18	5	23	0	1	0	16	4	18	0	0	0	123	
Technicians	17. \$0.1-15.9	0	0	0	0	0	0	0	0	0	0	0	0	0	0	
	18. 16.0-19.9	0	0	0	0	0	0	0	0	0	0	0	0	0	0	
	19. 20.0-24.9	0	0	0	0	0	0	0	0	0	0	0	0	0	0	
	20. 25.0-32.9	0	0	0	0	0	0	0	0	0	0	0	0	0	0	
	21. 33.0-42.9	0	0	0	0	0	0	0	0	0	0	0	0	0	0	
	22. 43.0-54.9	0	0	0	0	0	0	0	0	0	0	0	0	0	0	
	23. 55.0-69.9	2	0	0	0	0	0	0	0	0	0	0	0	0	0	2
24. 70.0 Plus	10	6	19	2	3	0	0	0	6	1	1	0	0	0	48	
Protective Service Workers	25. \$0.1-15.9	0	0	0	0	0	0	0	0	0	0	0	0	0	0	
	26. 16.0-19.9	0	0	0	0	0	0	0	0	0	0	0	0	0	0	
	27. 20.0-24.9	0	0	0	0	0	0	0	0	0	0	0	0	0	0	
	28. 25.0-32.9	0	0	0	0	0	0	0	0	0	0	0	0	0	0	
	29. 33.0-42.9	0	0	0	0	0	0	0	0	0	0	0	0	0	0	
	30. 43.0-54.9	0	0	0	0	0	0	0	0	0	0	0	0	0	0	
	31. 55.0-69.9	2	5	2	0	2	1	0	0	2	0	0	0	0	0	14
	32. 70.0 Plus	280	215	241	80	117	8	4	0	105	29	41	1	3	1	1125
Paraprofessionals	33. \$0.1-15.9	0	0	0	0	0	0	0	0	0	0	0	0	0	0	
	34. 16.0-19.9	0	0	0	0	0	0	0	0	0	0	0	0	0	0	
	35. 20.0-24.9	0	0	0	0	0	0	0	0	0	0	0	0	0	0	
	36. 25.0-32.9	0	0	0	0	0	0	0	0	0	0	0	0	0	0	
	37. 33.0-42.9	0	0	0	0	0	0	0	0	0	0	0	0	0	0	
	38. 43.0-54.9	0	0	0	0	0	0	0	0	0	0	0	0	0	0	
	39. 55.0-69.9	0	1	0	0	1	0	0	0	2	0	4	0	0	0	8
	40. 70.0 Plus	0	0	0	0	0	0	0	0	0	0	0	0	0	0	0
Administrative Support	41. \$0.1-15.9	0	0	0	0	0	0	0	0	0	0	0	0	0	0	
	42. 16.0-19.9	0	0	0	0	0	0	0	0	0	0	0	0	0	0	
	43. 20.0-24.9	0	0	0	0	0	0	0	0	0	0	0	0	0	0	
	44. 25.0-32.9	0	0	0	0	0	0	0	0	0	0	0	0	0	0	
	45. 33.0-42.9	0	0	0	0	0	0	0	0	0	0	0	0	0	0	
	46. 43.0-54.9	2	19	1	0	3	0	0	0	2	2	6	0	0	0	35
	47. 55.0-69.9	6	62	4	1	6	0	0	0	25	2	18	0	0	1	125
	48. 70.0 Plus	0	18	2	0	1	0	0	0	4	0	3	0	0	0	28

D. EMPLOYMENT DATA AS OF JUNE 30

FUNCTION TYPE 11

1. FULL-TIME EMPLOYEES (Temporary employees are not included)

JOB CATEGORIES	ANNUAL SALARY (In thousands 000)	RACE/ETHNICITY														TOTALS (COLUMN S A-N)
		HISPANIC OR LATINO		NON-HISPANIC OR LATINO												
		MALE A	FEMALE B	MALE						FEMALE						
				WHITE C	BLACK OR AFRICAN AMERICAN D	ASIAN E	NATIVE HAWAIIAN OR OTHER PACIFIC ISLANDER F	AMERICAN INDIAN OR ALASKAN NATIVE G	TWO OR MORE RACES H	WHITE I	BLACK OR AFRICAN AMERICAN J	ASIAN K	NATIVE HAWAIIAN OR OTHER PACIFIC ISLANDER L	AMERICAN INDIAN OR ALASKAN NATIVE M	TWO OR MORE RACES N	
Skilled Craft Workers	49. \$0.1-15.9	0	0	0	0	0	0	0	0	0	0	0	0	0	0	0
	50. 16.0-19.9	0	0	0	0	0	0	0	0	0	0	0	0	0	0	0
	51. 20.0-24.9	0	0	0	0	0	0	0	0	0	0	0	0	0	0	0
	52. 25.0-32.9	0	0	0	0	0	0	0	0	0	0	0	0	0	0	0
	53. 33.0-42.9	0	0	0	0	0	0	0	0	0	0	0	0	0	0	0
	54. 43.0-54.9	0	0	0	0	0	0	0	0	0	0	0	0	0	0	0
	55. 55.0-69.9	0	0	0	0	0	0	0	0	0	0	0	0	0	0	0
	56. 70.0 Plus	0	0	0	0	0	0	0	0	0	0	0	0	0	0	0
Service-Maintenance	57. \$0.1-15.9	0	0	0	0	0	0	0	0	0	0	0	0	0	0	0
	58. 16.0-19.9	0	0	0	0	0	0	0	0	0	0	0	0	0	0	0
	59. 20.0-24.9	0	0	0	0	0	0	0	0	0	0	0	0	0	0	0
	60. 25.0-32.9	0	0	0	0	0	0	0	0	0	0	0	0	0	0	0
	61. 33.0-42.9	2	3	0	0	0	0	0	0	0	0	1	0	0	0	6
	62. 43.0-54.9	6	14	6	4	8	1	0	0	5	2	14	0	0	0	60
	63. 55.0-69.9	18	7	12	1	12	1	1	0	7	0	5	1	0	0	65
	64. 70.0 Plus	2	0	1	0	0	0	0	0	2	0	2	0	0	0	7
65. TOTAL FULL TIME (Lines 1-64)	344	376	309	96	179	11	6	0	179	40	117	2	3	2	1664	

2. OTHER THAN FULLTIME EMPLOYEES (Including temporary employees)

66.OFFICIALS/ADMIN	0	0	0	0	0	0	0	0	0	0	0	0	0	0	0
67.PROFESSIONALS	0	0	2	0	1	0	0	0	0	0	1	0	0	0	4
68.TECHNICIANS	1	1	1	0	0	0	0	0	0	1	0	0	0	0	4
69.PROTECTIVE SERVICE	13	18	12	7	2	0	0	0	14	5	2	0	1	0	74
70.PARA-PROFESSIONAL	0	1	0	0	0	0	0	0	0	0	0	0	0	0	1
71.ADMIN. SUPPORT	0	1	0	0	1	0	0	0	3	0	2	0	0	0	7
72.SKILLED CRAFT	0	0	0	0	0	0	0	0	0	0	0	0	0	0	0
73.SERVICE/MAINTENANCE	3	2	0	0	0	0	0	0	0	0	0	0	0	0	5
74. TOTAL OTHER THAN FULL TIME (Lines 66-73)	17	23	15	7	4	0	0	0	17	6	5	0	1	0	95

3. NEW HIRES DURING FISCAL YEAR Permanent full time only JULY 1 - JUNE 30

75.OFFICIALS/ADMIN	0	0	1	0	0	0	0	0	1	0	0	0	0	0	2
76.PROFESSIONALS	0	1	1	2	6	0	0	0	2	0	1	0	0	0	13
77.TECHNICIANS	1	0	0	0	0	0	0	0	0	0	0	0	0	0	1
78.PROTECTIVE SERVICE	44	29	26	3	10	5	0	0	5	1	4	0	0	0	127
79.PARA-PROFESSIONAL	0	0	0	0	0	0	0	0	0	0	0	0	0	0	0
80.ADMIN. SUPPORT	2	10	0	0	3	0	0	0	2	0	5	0	0	0	22
81.SKILLED CRAFT	0	0	0	0	0	0	0	0	0	0	0	0	0	0	0
82.SERVICE/MAINTENANCE	5	6	6	2	0	1	0	0	4	1	4	0	1	0	30
83. TOTAL NEW HIRES (Lines 75-82)	52	46	34	7	19	6	0	0	14	2	14	0	1	0	195


FUNCTION TYPE 11

REMARKS (List National Crime Information Center (NCIC) number assigned to any Criminal Justice Agencies whose data are included in this report)

\*\*\*LIST AGENCIES INCLUDED ON THIS FORM\*\*\*

81 County Departments/Agencies/Cost Centers included in this function. Specific list of Agencies may be obtained upon request.

**CERTIFICATION. I certify that the information given in this report is correct and true to the best of my knowledge and was reported in accordance with accompanying instructions. (Willfully false statements on this report are punishable by law, US Code, Title 18, Section 1001.)**

NAME OF PERSON TO CONTACT REGARDING THIS FORM		TITLE		
Vernon Crawley		Equal Opportunity Supervisor		
ADDRESS (Number and Street, City, State, Zip Code)		TELEPHONE NUMBER	Ext	FAX NUMBER
2310 N. First Street Suite 101, San Jose, CA, 95131		408-993-4843	NA	408-993-4849
DATE	EMAIL	TYPED NAME/TITLE OF AUTHORIZED OFFICIAL		SIGNATURE
2017-10-27	vernon.crawley@ceo.sccgov.org	Sabahete Kraja Director Equal Opportunity Department		








REMARKS (List National Crime Information Center (NCIC) number assigned to any Criminal Justice Agencies whose data are included in this report)

\*\*\*LIST AGENCIES INCLUDED ON THIS FORM\*\*\*

1922 Aviation Operations Admin, 1920 Reid-Hillview Airport, 1921 South County Airport

CERTIFICATION. I certify that the information given in this report is correct and true to the best of my knowledge and was reported in accordance with accompanying instructions. (Willfully false statements on this report are punishable by law, US Code, Title 18, Section 1001.)

NAME OF PERSON TO CONTACT REGARDING THIS FORM		TITLE		
Vernon Crawley		Equal Opportunity Supervisor		
ADDRESS (Number and Street, City, State, Zip Code)		TELEPHONE NUMBER	Ext	FAX NUMBER
2310 N. First Street Suite 101, San Jose, CA, 95131		408-993-4843	NA	408-993-4849
DATE	EMAIL	TYPED NAME/TITLE OF AUTHORIZED OFFICIAL		SIGNATURE
2017-10-27	vernon.crawley@ceo.sccgov.org	Sabahete Kraja Director Equal Opportunity Department		

D. EMPLOYMENT DATA AS OF JUNE 30

FUNCTION TYPE 15

1. FULL-TIME EMPLOYEES (Temporary employees are not included)

JOB CATEGORIES	ANNUAL SALARY (In thousands 000)	RACE/ETHNICITY														TOTALS (COLUMN S A-N)
		HISPANIC OR LATINO		NON-HISPANIC OR LATINO												
		MALE A	FEMALE B	MALE						FEMALE						
				WHITE C	BLACK OR AFRICAN AMERICAN D	ASIAN E	NATIVE HAWAIIAN OR OTHER PACIFIC ISLANDER F	AMERICAN INDIAN OR ALASKAN NATIVE G	TWO OR MORE RACES H	WHITE I	BLACK OR AFRICAN AMERICAN J	ASIAN K	NATIVE HAWAIIAN OR OTHER PACIFIC ISLANDER, L	AMERICAN INDIAN OR ALASKAN NATIVE M	TWO OR MORE RACES N	
Officials and Administrators	1. \$0.1-15.9	0	0	0	0	0	0	0	0	0	0	0	0	0	0	0
	2. 16.0-19.9	0	0	0	0	0	0	0	0	0	0	0	0	0	0	0
	3. 20.0-24.9	0	0	0	0	0	0	0	0	0	0	0	0	0	0	0
	4. 25.0-32.9	0	0	0	0	0	0	0	0	0	0	0	0	0	0	0
	5. 33.0-42.9	0	0	0	0	0	0	0	0	0	0	0	0	0	0	0
	6. 43.0-54.9	0	0	0	0	0	0	0	0	0	0	0	0	0	0	0
	7. 55.0-69.9	0	0	0	0	0	0	0	0	0	0	0	0	0	0	0
	8. 70.0 Plus	2	1	2	0	0	0	0	0	4	1	1	0	0	0	11
Professionals	9. \$0.1-15.9	0	0	0	0	0	0	0	0	0	0	0	0	0	0	
	10. 16.0-19.9	0	0	0	0	0	0	0	0	0	0	0	0	0	0	
	11. 20.0-24.9	0	0	0	0	0	0	0	0	0	0	0	0	0	0	
	12. 25.0-32.9	0	2	0	0	0	0	0	0	0	0	0	0	0	2	
	13. 33.0-42.9	0	0	0	0	0	0	0	0	0	0	0	0	0	0	
	14. 43.0-54.9	0	0	0	0	0	0	0	0	0	0	0	0	0	0	
	15. 55.0-69.9	0	0	0	0	0	0	0	0	0	0	0	0	0	0	
16. 70.0 Plus	3	12	15	2	8	0	0	0	54	0	27	1	0	0	122	
Technicians	17. \$0.1-15.9	0	0	0	0	0	0	0	0	0	0	0	0	0	0	
	18. 16.0-19.9	0	0	0	0	0	0	0	0	0	0	0	0	0	0	
	19. 20.0-24.9	0	0	0	0	0	0	0	0	0	0	0	0	0	0	
	20. 25.0-32.9	0	0	0	0	0	0	0	0	0	0	0	0	0	0	
	21. 33.0-42.9	0	0	0	0	0	0	0	0	0	0	0	0	0	0	
	22. 43.0-54.9	0	0	0	0	0	0	0	0	0	0	0	0	0	0	
	23. 55.0-69.9	2	0	0	1	1	0	0	0	0	0	0	0	0	0	4
24. 70.0 Plus	0	0	2	0	1	0	0	0	1	0	0	0	0	0	4	
Protective Service Workers	25. \$0.1-15.9	0	0	0	0	0	0	0	0	0	0	0	0	0	0	
	26. 16.0-19.9	0	0	0	0	0	0	0	0	0	0	0	0	0	0	
	27. 20.0-24.9	0	0	0	0	0	0	0	0	0	0	0	0	0	0	
	28. 25.0-32.9	0	0	0	0	0	0	0	0	0	0	0	0	0	0	
	29. 33.0-42.9	0	0	0	0	0	0	0	0	0	0	0	0	0	0	
	30. 43.0-54.9	0	0	0	0	0	0	0	0	0	0	0	0	0	0	
	31. 55.0-69.9	0	0	0	0	0	0	0	0	0	0	0	0	0	0	
	32. 70.0 Plus	0	0	0	0	0	0	0	0	0	0	0	0	0	0	0
Paraprofessionals	33. \$0.1-15.9	0	0	0	0	0	0	0	0	0	0	0	0	0	0	
	34. 16.0-19.9	0	0	0	0	0	0	0	0	0	0	0	0	0	0	
	35. 20.0-24.9	0	0	0	0	0	0	0	0	0	0	0	0	0	0	
	36. 25.0-32.9	0	0	0	0	0	0	0	0	0	0	0	0	0	0	
	37. 33.0-42.9	0	0	0	0	0	0	0	0	0	0	0	0	0	0	
	38. 43.0-54.9	1	1	2	0	1	0	0	0	4	0	3	0	0	0	12
	39. 55.0-69.9	0	1	3	0	1	0	1	0	5	0	10	0	0	0	21
	40. 70.0 Plus	3	37	3	0	3	0	0	0	20	8	19	0	0	0	93
Administrative Support	41. \$0.1-15.9	0	0	0	0	1	0	0	0	0	0	0	0	0	1	
	42. 16.0-19.9	0	0	0	0	0	0	0	0	0	0	0	0	0	0	
	43. 20.0-24.9	0	0	0	0	0	0	0	0	0	0	0	0	0	0	
	44. 25.0-32.9	0	0	0	0	0	0	0	0	0	0	0	0	0	0	
	45. 33.0-42.9	0	1	0	0	0	0	0	0	0	0	0	0	0	1	
	46. 43.0-54.9	1	14	1	0	3	0	1	0	7	1	11	0	0	0	39
	47. 55.0-69.9	5	16	3	0	5	0	0	0	9	2	17	0	0	1	58
	48. 70.0 Plus	3	7	0	0	4	0	0	0	3	1	7	2	0	0	27

D. EMPLOYMENT DATA AS OF JUNE 30

FUNCTION TYPE 15

1. FULL-TIME EMPLOYEES (Temporary employees are not included)

JOB CATEGORIES	ANNUAL SALARY (In thousands 000)	RACE/ETHNICITY														TOTALS (COLUMN S A-N)
		HISPANIC OR LATINO		NON-HISPANIC OR LATINO												
		MALE A	FEMALE B	MALE						FEMALE						
				WHITE C	BLACK OR AFRICAN AMERICAN D	ASIAN E	NATIVE HAWAIIAN OR OTHER PACIFIC ISLANDER F	AMERICAN INDIAN OR ALASKAN NATIVE G	TWO OR MORE RACES H	WHITE I	BLACK OR AFRICAN AMERICAN J	ASIAN K	NATIVE HAWAIIAN OR OTHER PACIFIC ISLANDER L	AMERICAN INDIAN OR ALASKAN NATIVE M	TWO OR MORE RACES N	
Skilled Craft Workers	49. \$0.1-15.9	0	0	0	0	0	0	0	0	0	0	0	0	0	0	0
	50. 16.0-19.9	0	0	0	0	0	0	0	0	0	0	0	0	0	0	0
	51. 20.0-24.9	0	0	0	0	0	0	0	0	0	0	0	0	0	0	0
	52. 25.0-32.9	0	0	0	0	0	0	0	0	0	0	0	0	0	0	0
	53. 33.0-42.9	0	0	0	0	0	0	0	0	0	0	0	0	0	0	0
	54. 43.0-54.9	0	0	0	0	0	0	0	0	0	0	0	0	0	0	0
	55. 55.0-69.9	0	0	0	0	0	0	0	0	0	0	0	0	0	0	0
	56. 70.0 Plus	0	0	0	0	0	0	0	0	0	0	0	0	0	0	0
Service-Maintenance	57. \$0.1-15.9	0	0	0	0	0	0	0	0	0	0	0	0	0	0	0
	58. 16.0-19.9	0	0	0	0	0	0	0	0	0	0	0	0	0	0	0
	59. 20.0-24.9	0	0	0	0	0	0	0	0	0	0	0	0	0	0	0
	60. 25.0-32.9	0	0	0	0	0	0	0	0	0	0	0	0	0	0	0
	61. 33.0-42.9	0	0	0	0	0	0	0	0	0	0	0	0	0	0	0
	62. 43.0-54.9	3	1	1	0	0	0	1	0	1	0	0	0	0	0	7
	63. 55.0-69.9	0	0	0	0	0	0	0	0	0	0	0	0	0	0	0
	64. 70.0 Plus	0	0	0	0	0	0	0	0	0	0	0	0	0	0	0
65. TOTAL FULL TIME (Lines 1-64)	23	93	32	3	28	0	3	0	108	13	95	3	0	1	402	

2. OTHER THAN FULLTIME EMPLOYEES (Including temporary employees)

66.OFFICIALS/ADMIN	0	0	0	0	0	0	0	0	0	0	0	0	0	0	0
67.PROFESSIONALS	1	1	1	0	2	0	0	0	26	0	10	0	0	0	41
68.TECHNICIANS	0	0	0	0	0	0	0	0	0	0	0	0	0	0	
69.PROTECTIVE SERVICE	0	0	0	0	0	0	0	0	0	0	0	0	0	0	
70.PARA-PROFESSIONAL	0	5	3	1	4	0	0	0	17	0	8	0	0	0	38
71.ADMIN. SUPPORT	2	9	7	1	9	0	0	0	17	3	29	0	0	0	77
72.SKILLED CRAFT	0	0	0	0	0	0	0	0	0	0	0	0	0	0	
73.SERVICE/MAINTENANCE	1	2	1	0	0	0	0	0	0	0	0	0	0	0	4
74. TOTAL OTHER THAN FULL TIME (Lines 66-73)	4	17	12	2	15	0	0	0	60	3	47	0	0	0	160

3. NEW HIRES DURING FISCAL YEAR Permanent full time only JULY 1 - JUNE 30

75.OFFICIALS/ADMIN	1	0	0	0	0	0	0	0	0	1	0	0	0	0	2
76.PROFESSIONALS	0	2	1	0	0	0	0	0	1	0	1	0	0	0	5
77.TECHNICIANS	1	0	0	0	1	0	0	0	0	0	0	0	0	0	2
78.PROTECTIVE SERVICE	0	0	0	0	0	0	0	0	0	0	0	0	0	0	
79.PARA-PROFESSIONAL	0	0	0	0	0	0	0	0	0	0	0	0	0	0	
80.ADMIN. SUPPORT	5	7	0	0	1	0	0	0	1	0	4	0	0	0	18
81.SKILLED CRAFT	0	0	0	0	0	0	0	0	0	0	0	0	0	0	
82.SERVICE/MAINTENANCE	0	0	0	0	0	0	0	0	0	0	0	0	0	0	
83. TOTAL NEW HIRES (Lines 75-82)	7	9	1	0	2	0	0	0	2	1	5	0	0	0	27

FUNCTION TYPE 15

REMARKS (List National Crime Information Center (NCIC) number assigned to any Criminal Justice Agencies whose data are included in this report)

County Clerk, County Recorder, Child Support Services, Registrar of Voters,

\*\*\*LIST AGENCIES INCLUDED ON THIS FORM\*\*\*

Description of Agency		Description of Agency		Description of Agency		Description of Agency		Description of Agency	
<input type="checkbox"/>	Ambulance	<input type="checkbox"/>	Dog Control	<input checked="" type="checkbox"/>	Library	<input type="checkbox"/>	Outstation	<input type="checkbox"/>	Vehicle Maintenance
<input type="checkbox"/>	Animal Control	<input type="checkbox"/>	Emergency Services	<input type="checkbox"/>	Liquor Commission	<input type="checkbox"/>	Parking Service	<input type="checkbox"/>	Veteran Services
<input type="checkbox"/>	Cemetery	<input type="checkbox"/>	Manpower	<input type="checkbox"/>	Paramedics	<input type="checkbox"/>	Warehouse Inspector	<input type="checkbox"/>	Youth Bureau
<input type="checkbox"/>	CETA	<input type="checkbox"/>	Human Resources	<input type="checkbox"/>	Mechanical Maintenance	<input type="checkbox"/>	School for the Retarded	<input type="checkbox"/>	WIN
<input type="checkbox"/>	Civil Defense	<input type="checkbox"/>	Human Services	<input type="checkbox"/>	Motor Pool	<input type="checkbox"/>	Shop		
<input type="checkbox"/>	OTHER:								

**CERTIFICATION. I certify that the information given in this report is correct and true to the best of my knowledge and was reported in accordance with accompanying instructions. (Willfully false statements on this report are punishable by law, US Code, Title 18, Section 1001.)**

NAME OF PERSON TO CONTACT REGARDING THIS FORM		TITLE		
Vernon Crawley		Equal Opportunity Supervisor		
ADDRESS (Number and Street, City, State, Zip Code)		TELEPHONE NUMBER	Ext	FAX NUMBER
2310 N. First Street Suite 101, San Jose, CA, 95131		408-993-4843	NA	408-993-4849
DATE	EMAIL	TYPED NAME/TITLE OF AUTHORIZED OFFICIAL		SIGNATURE <input type="checkbox"/>
2017-10-27	vernon.crawley@ceo.sccgov.org	Sabahete Kraja Director Equal Opportunity Department		